

Housing

	H-B 6	H-B 10	H-B 16	H-B 24	H-B 32	H-B 48
	7-8 페이지	14-19 페이지	27-32 페이지	40-45 페이지	52-53 페이지	59-60 페이지

조합표

절연체






H-BE 500[V]16[A]	H-BE 6 3-4페이지	H-BE 10 9-10페이지	H-BE 16 20-21 페이지	H-BE 24 33-34 페이지	H-BE 32 46-47 페이지	H-BE 48 54-55 페이지
H-BS 400[V]35[A]			H-BS 6 22 페이지		H-BS 12 48 페이지	
H-D 250[V]10[A]			H-D 40 23 페이지	H-D 64 35 페이지	H-D 80 49 페이지	H-D 128 56 페이지
H-DD 250[V]10[A]	H-DD 24 5페이지	H-DD 42 11페이지	H-DD 72 24 페이지	H-DD 108 36 페이지	H-DD 144 50 페이지	H-DD 216 57 페이지
H-BVE 630[V]16[A]		H-BVE 3 12페이지	H-BVE 6 25 페이지	H-BVE 10 37 페이지 H-BVE 16 38 페이지		
H-EE 500[V]16[A]	H-EE10 6페이지	H-EE18 13페이지	H-EE32 26 페이지	H-EE46 39 페이지	H-EE64 51 페이지	H-EE92 58 페이지
MC 30-1000[V] 1-82[A]	2 MODULE MCR 6 63페이지	3 MODULE MCR 10 63페이지	5 MODULE MCR 16 63페이지	7 MODULE MCR 24 63페이지	10 MODULE MCR 16x2 63페이지	14 MODULE MCR 24x2 63페이지

MODULE :61-62 페이지
 FRAME :63-64 페이지
 핀 :65-66 페이지

WIRE 결선방식

- 스크류
- 압착
- 케이지 클램프
- 솔더링

전압전류값은 독일규격 VDE0110에 근거

조합표	Housing				
	H-A 3	H-A 10	H-A 16	H-A 32	H-A 48
절연체	72 페이지	76-77 페이지	81-82 페이지	85-86 페이지	88-89 페이지
H-A 					
250[V]16[A]		H-A 10 73 페이지	H-A 16 78 페이지	H-A 32 83 페이지	H-A 48 87 페이지
400[V]10[A]	H-A 3/4 67 페이지				
H-D 					
250[V]10[A]	H-D 7 68 페이지	H-D 15 74 페이지	H-D 25 79 페이지	H-D 50 84 페이지	
PLASTIC HOUSING					
42[V]10[A]	H-D 8 69 페이지				
금속HOUSING					
STA  					
60[V]10[A]	STA 6 70 페이지	STA 14 75 페이지	STA 20 80 페이지		
H-Q5 					
230[V]16[A]	H-Q 5 71 페이지				

WIRE 결선방식

-  스크류
-  압착
-  케이지 클램프
-  솔더링

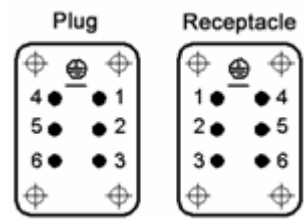
전압전류값은 독일규격 VDE0110에 근거

H-BE 6

500V 16 A

6+PE

절연체	품명	male	female	도면
스크류	H-BE 6 SS	10190000	44	
	H-BE 6 BS		10191000	
Cage clamp	H-BE 6 SF	10400000		
	H-BE 6 BF		10401000	



드라이버	품명	품번
	+ 드라이버	75011500
	- 드라이버	75011600

Hood housing
7-8 페이지

H-BE 6

500V 16 A

6+PE

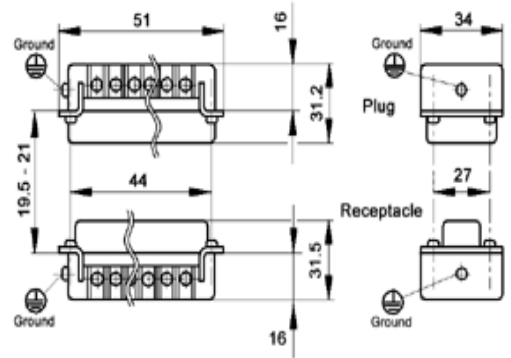
절연체	품명	male	female	도면
-----	----	------	--------	----

압착

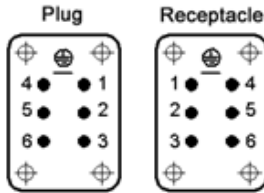
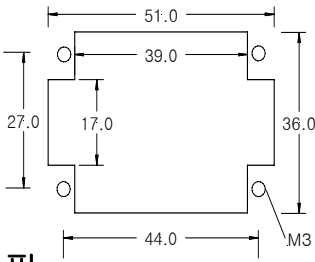
H-BE 6 SCM
H-BE 6 BCM

10180000
통핀 type

10181000
통핀 type



H-BE 2.5 통핀



핀 type	wire 직경(mm ²)	male	female	포장단위	도면
--------	---------------------------	------	--------	------	----

은도금(통핀)

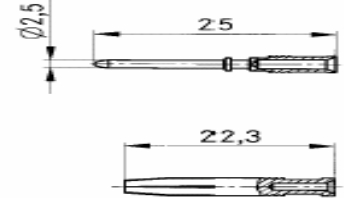


0.5
0.75-1.0
1.5
2.5
4.0

11190000
11190100
11190200
11190300
11190400

11195000
11195100
11195200
11195300
11195400

100
100
100
100
100



금도금(통핀)



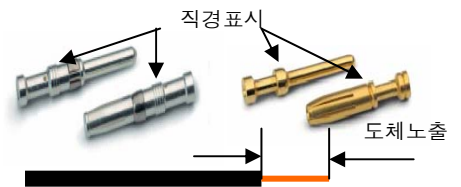
0.5
0.75-1.0
1.5

11192000
11192100
11192200

11197000
11197100
11197200

100
100
100

Wire 직경 mm ² 직경 표시	도체 노출	
	male	female
0.5 mm ²	7.4mm	7.3mm
0.75-1.0 mm ² 1	7.4mm	7.3mm
1.5 mm ² 2	7.4mm	7.3mm
2.5 mm ² 3	7.4mm	7.3mm
4.0 mm ²	7.4mm	7.3mm



Pin 제거기	압착기	Wire 직경	압착 다이	locator
---------	-----	---------	-------	---------



11182500

11147000

0.5-4.0 mm²

11147100

11147200

Tool box 포함

Hood housing

7-8 페이지

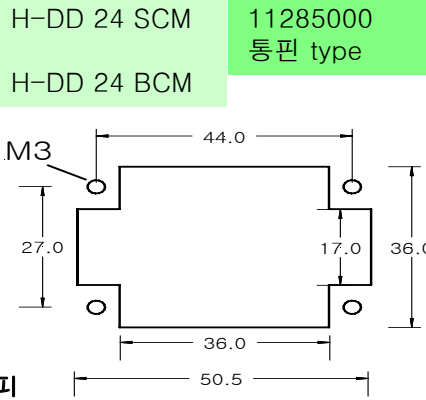
H-DD 24

250V 10 A

24+PE

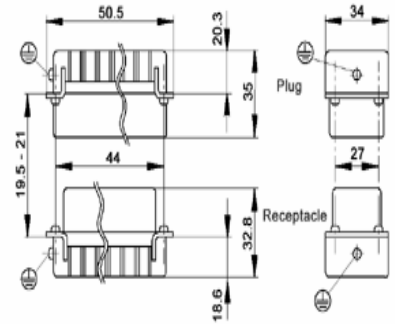
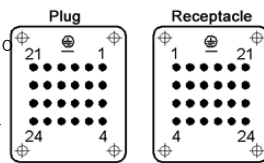
절연체	품명	male	female	도면
-----	----	------	--------	----

압착



H-D 1.6 통핀

11286000
통핀 type

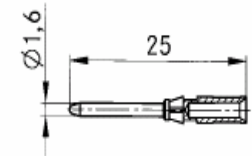


핀 type	wire 직경(mm ²)	male	female	포장단위	도면
--------	---------------------------	------	--------	------	----

은도금(통핀)



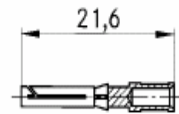
0.14-0.37	13162000	13163000	100
0.5	13162100	13163100	100
0.75-1.0	13162200	13163200	100
1.5	13162300	13163300	100
2.5	13162400	13163400	100



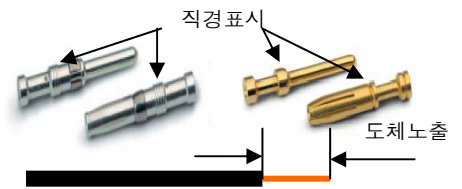
금도금(통핀)



0.14-0.37	13162500	13163500	100
0.5	13162600	13163600	100
0.75-1.0	13162700	13163700	100
1.5	13162800	13163800	100
2.5	13162900	13163900	100



Wire 직경 mm ²	직경 표시	도체 노출	
0.14-0.37 mm ²	1	male 8.0mm	female 8.0mm
0.5 mm ²	2	male 8.0mm	female 8.0mm
0.75-1.0 mm ²	3	male 8.0mm	female 8.0mm
1.5 mm ²	4	male 8.0mm	female 8.0mm
2.5 mm ²	5	male 5.8mm	female 5.8mm



Pin 제거기	압착기	Wire 직경	압착 다이	locator
---------	-----	---------	-------	---------



11161000	11147000	0.14-2.5 mm ²	11147100	11147200
----------	----------	--------------------------	----------	----------

Tool box 포함

Hood housing

7-8 페이지


H-EE 10

500V 16 A

10+PE

절연체	품명	male	female	도 면
-----	----	------	--------	-----

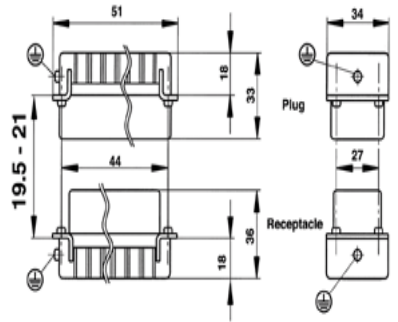
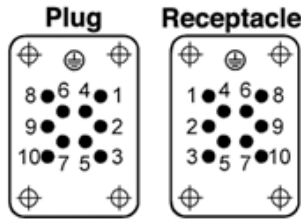
압착



H-EE 10 SC
H-EE 10 BC

10180400
통핀 type

10181400
통핀 type



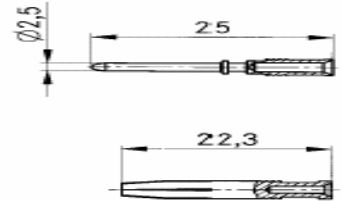
H-BE 2.5 통핀

핀 type	wire 직경(mm ²)	male	female	포장단위	도 면
--------	---------------------------	------	--------	------	-----

은도금(통핀)



0.5	11190000	11195000	100
0.75-1.0	11190100	11195100	100
1.5	11190200	11195200	100
2.5	11190300	11195300	100
4.0	11190400	11195400	100

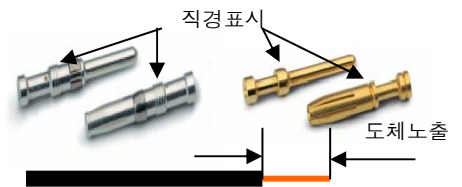


금도금(통핀)



0.5	11192000	11197000	100
0.75-1.0	11192100	11197100	100
1.5	11192200	11197200	100

Wire 직경 mm ² 직경 표시	도체 노출	
	male	female
0.5 mm ²	7.4mm	7.3mm
0.75-1.0 mm ² 1	7.4mm	7.3mm
1.5 mm ² 2	7.4mm	7.3mm
2.5 mm ² 3	7.4mm	7.3mm
4.0 mm ²	7.4mm	7.3mm



Pin 제거기	압착기	Wire 직경	압착 다이	locator
---------	-----	---------	-------	---------



11182500 11147000 0.5-4.0 mm² 11147100 11147200

Tool box 포함


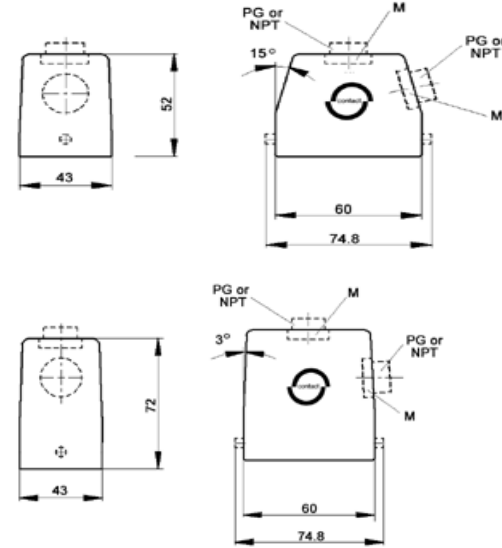

Hood housing


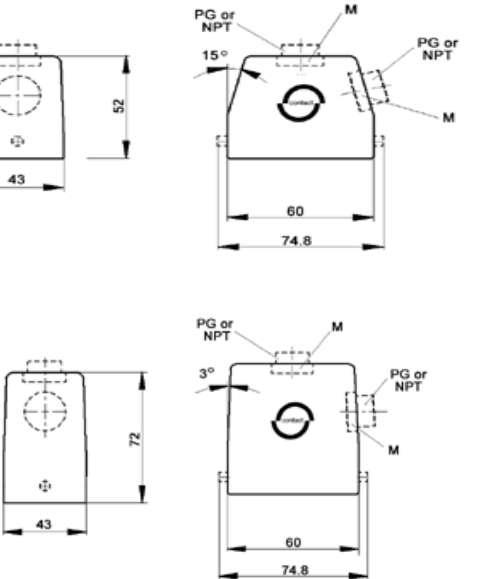
7-8 페이지

Hoods/Housing

H-B 6

HOODS

구분	품번 low	품번 high	PG/M	도면
top entry  PG	10011000		13.5	
	10021000	70020200 70020400	16 21 29	
 M	19011000		20	
	19021000	79020200 79020400	25 32	

side entry  PG / M	10012000		13.5	
	10022000	70022200 70022400	16 21 29	
	19012000		20	
	19022000	79022200 79022400	25 32	

단위:mm

SINGLE

Hoods/Housing

H-B 6


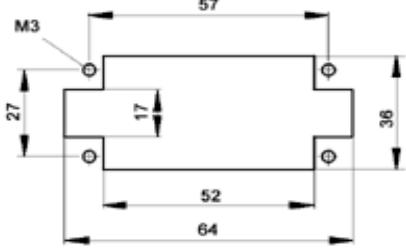
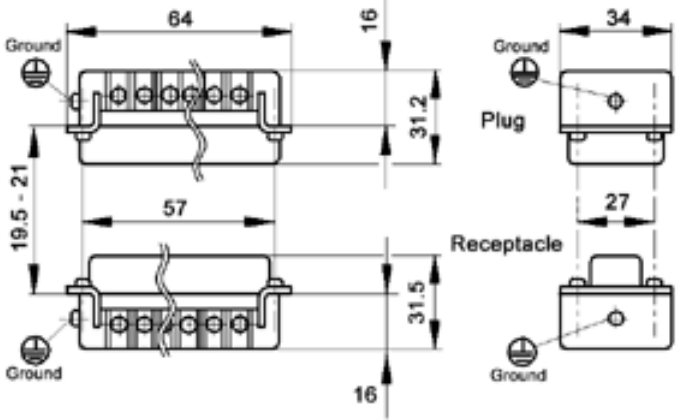
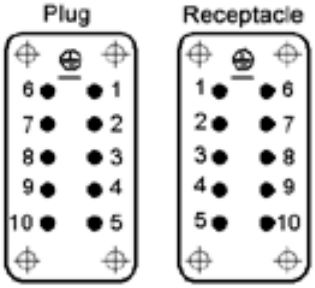
구분	품번 low	품번 high	PG/M	도면
Panel	10003000	H B 6 panel cutout		
	10004000	4.3		
Housings	Surface mount	10006000	16	
	2cable입구	70006200	21	
		70006400	29	
		19006000	20	
		79006600	25	
		79006200	25	
		79006400	32	
		10009000	16	
		70016200	21	
		70016400	29	
		19009000	20	
		79016600	25	
		79016200	25	
		79016400	32	
	1cable입구	10005000	16	
	70005200	21		
	70005400	29		
	19005000	20		
	79005600	25		
	79005200	25		
	79005400	32		
	10007000	16		
	70015200	21		
	70015400	29		
	19007000	20		
	79015600	25		
	79015200	25		
	79015400	32		
Cable couple	10014000	13.5		
	10024000	16		
		70010200	21	
		70010400	29	
	19014000	20		
	19024000	25		
		79010200	25	
		79010400	32	
보호 cover				
	10015000			
SINGLE				

Housings


H-BE 10

500V 16 A

10+PE

절연체	품명	male	female	도면
스크류 	H-BE 10 SS	10192000		
	H-BE 10 BS		10193000	
Cage clamp	H-BE 10 SF	10400100		 
	H-BE 10 BF		10401100	

드라이버	품명	품번
------	----	----


	+ 드라이버	75011500
	- 드라이버	75011600

Hood housing
14-19 페이지

H-BE 10 500V 16 A 10+PE

절연체	품명	male	female	도면
-----	----	------	--------	----

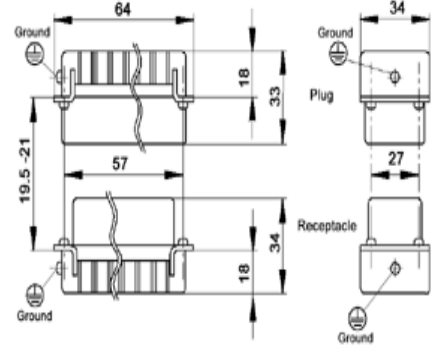
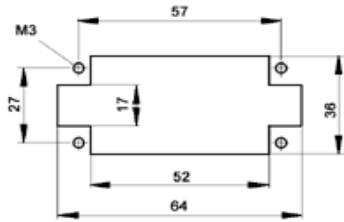
압착



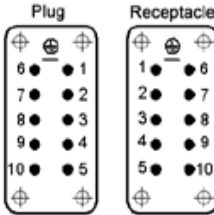
H-BE 10 SCM
H-BE 10 BCM

10182000
통핀 type

10183000
통핀 type



H-BE 2.5 통핀



핀 type	wire 직경(mm ²)	male	female	포장단위	도면
--------	---------------------------	------	--------	------	----

은도금(통핀)

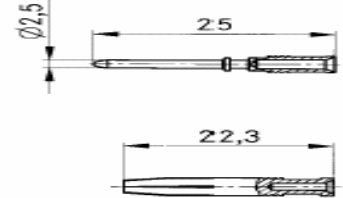


0.5
0.75-1.0
1.5
2.5
4.0

11190000
11190100
11190200
11190300
11190400

11195000
11195100
11195200
11195300
11195400

100
100
100
100
100



금도금(통핀)



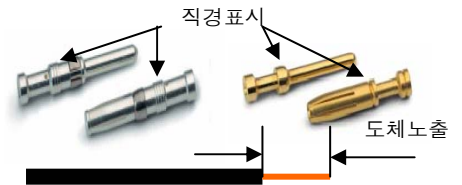
0.5
0.75-1.0
1.5

11192000
11192100
11192200

11197000
11197100
11197200

100
100
100

Wire 직경 mm ² 직경 표시	도체 노출	
	male	female
0.5 mm ²	7.4mm	7.3mm
0.75-1.0 mm ² 1	7.4mm	7.3mm
1.5 mm ² 2	7.4mm	7.3mm
2.5 mm ² 3	7.4mm	7.3mm
4.0 mm ²	7.4mm	7.3mm



Pin 제거기	압착기	Wire 직경	압착 다이	locator
---------	-----	---------	-------	---------



11182500

11147000

0.5-4.0 mm²

11147100

11147200

Tool box 포함

Hood housing
14-19 페이지

H-DD 42

250V 10 A

42+PE

절연체	품명	male	female	도면
-----	----	------	--------	----

압착

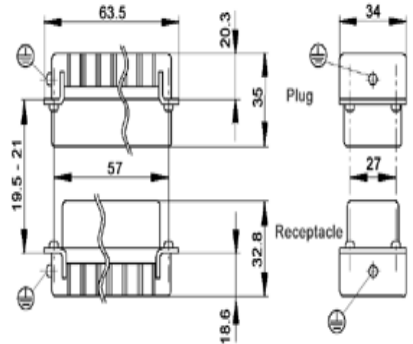


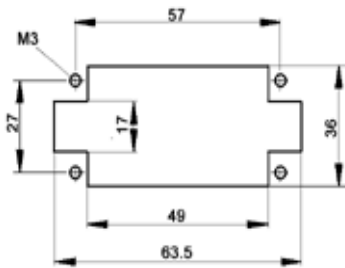


H-D 1.6

H-DD 42 SCM
H-DD 42 BCM

11285100
통핀 type

11286100
통핀 type



핀 type	wire 직경(mm ²)	male	female	포장단위	도면
--------	---------------------------	------	--------	------	----

은도금(통핀)

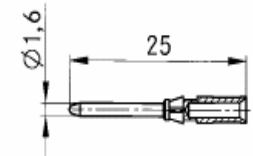


0.14-0.37
0.5
0.75-1.0
1.5
2.5

13162000
13162100
13162200
13162300
13162400

13163000
13163100
13163200
13163300
13163400

100
100
100
100
100



금도금(통핀)

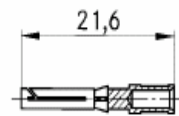


0.14-0.37
0.5
0.75-1.0
1.5
2.5

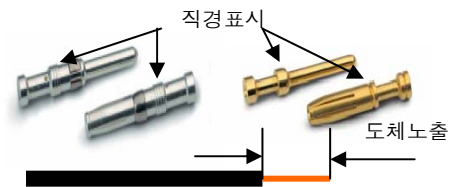
13162500
13162600
13162700
13162800
13162900

13163500
13163600
13163700
13163800
13163900

100
100
100
100
100



Wire 직경 mm ²	직경 표시	도체 노출	
0.14-0.37 mm ²	1	male 8.0mm	female 8.0mm
0.5 mm ²	2	male 8.0mm	female 8.0mm
0.75-1.0 mm ²	3	male 8.0mm	female 8.0mm
1.5 mm ²	4	male 8.0mm	female 8.0mm
2.5 mm ²	5	male 5.8mm	female 5.8mm



Pin 제거기	압착기	Wire 직경	압착 다이	locator
---------	-----	---------	-------	---------



11161000

11147000

0.14-2.5 mm²

11147100

11147200

Tool box 포함

Hood housing

14-19 페이지

H-BVE 3

630V 16 A

3+PE

절연체	품명	male	female	도면
-----	----	------	--------	----

스크류

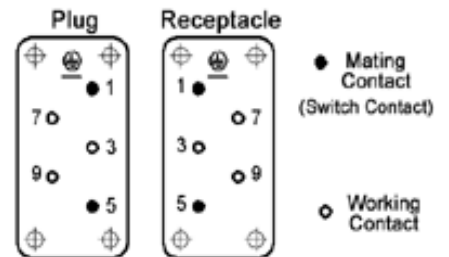
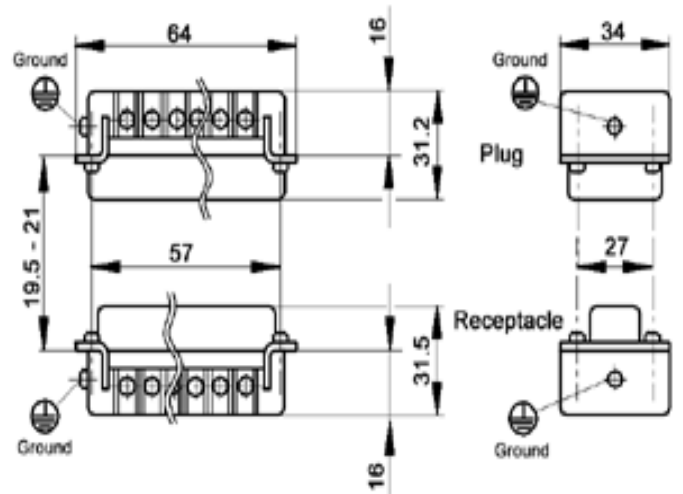
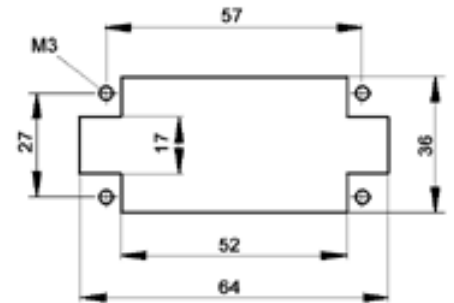


H-BVE 3 SS

H-BVE 3 BS

10210010

10211010



드라이버	품명	품번
------	----	----



+ 드라이버

75011500

- 드라이버

75011600

Hood housing
14-19 페이지


H-EE 18

500V 16 A

18+PE

절연체	품명	male	female	도면
-----	----	------	--------	----

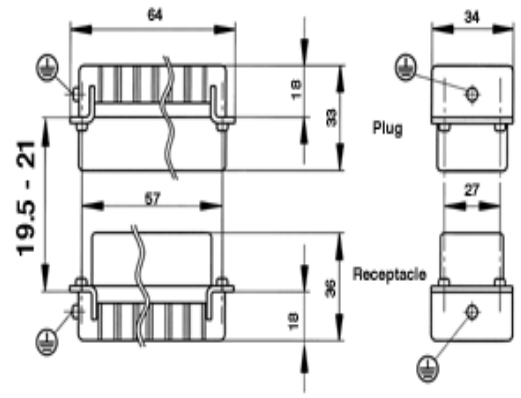
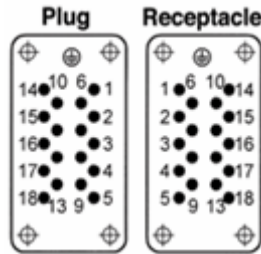
압착



H-EE 16 SC
H-EE 16 BC

10182400
통핀 type

10183400
통핀 type



H-BE 2.5 통핀

핀 type	wire 직경(mm ²)	male	female	포장단위	도면
--------	---------------------------	------	--------	------	----

은도금(통핀)

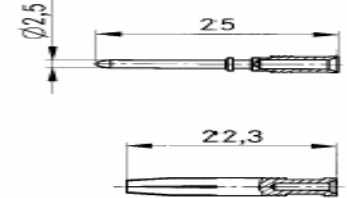


0.5
0.75-1.0
1.5
2.5
4.0

11190000
11190100
11190200
11190300
11190400

11195000
11195100
11195200
11195300
11195400

100
100
100
100
100



금도금(통핀)



0.5
0.75-1.0
1.5

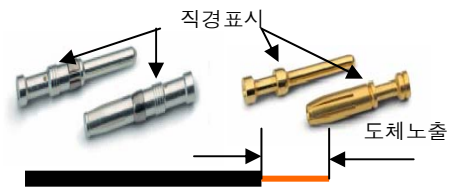
11192000
11192100
11192200

11197000
11197100
11197200

100
100
100

Wire 직경 mm ² 직경 표시	male	female
0.5 mm ²	7.4mm	7.3mm
0.75-1.0 mm ² 1	7.4mm	7.3mm
1.5 mm ² 2	7.4mm	7.3mm
2.5 mm ² 3	7.4mm	7.3mm
4.0 mm ²	7.4mm	7.3mm

도체 노출



Pin 제거기	압착기	Wire 직경	압착 다이	locator
---------	-----	---------	-------	---------



11182500

11147000

0.5-4.0 mm²

11147100

11147200




Tool box 포함



Hood housing

14-19 페이지

Hoods/Housing

H-B 10

구분	품번 low	품번 high	PG/M	도면
top entry	10040900 10040700	70044200 70044400	16 21 29	
	19040900 19040700	79044200 79044400	20 25 32	
				
				

side entry	10042900 10042800	70054200 70054400	16 21 29	
	19042900 19042800	79054200 79054400	20 25 32	
				

HOODS

단위:mm

SINGLE



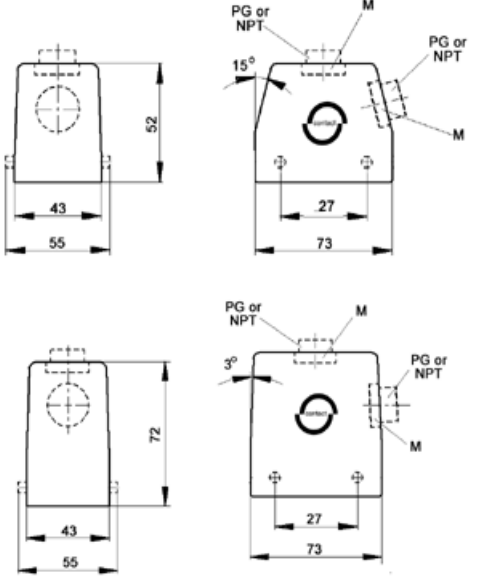


Hoods/Housing

H-B 10

Housings

Hoods/Housing

H-B 10

구 분	품 번 low	품 번 high	PG/M	도 면
top entry  	10040000 10040100 19040000 19040100	70050400 70050600 79050400 79050600	16 21 29 20 25 32	
side entry  				10042000 10042100 19042000 19042100

HOODS

Double

단위:mm



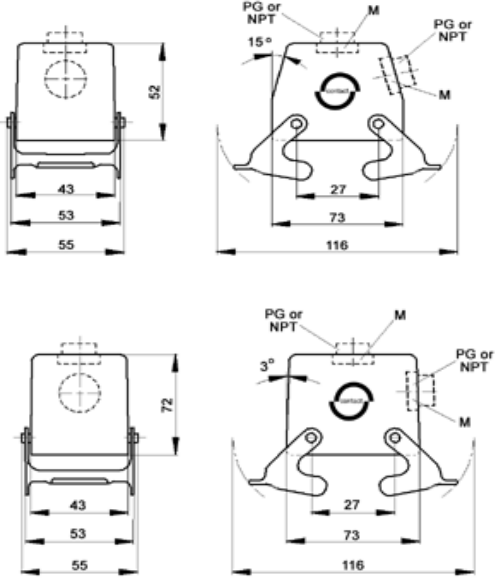


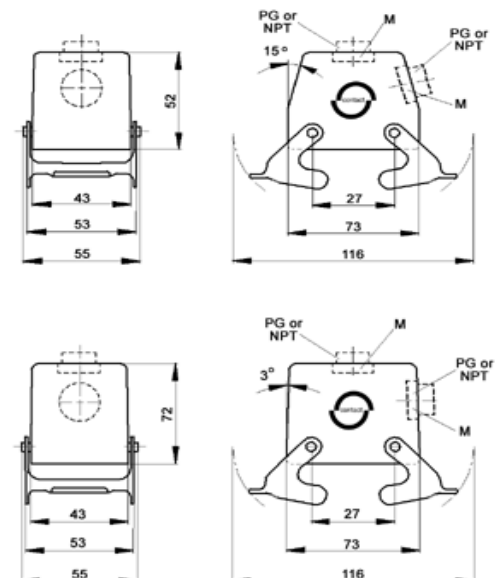
Hoods/Housing

H-B 10

Housings

Hoods/Housing

H-B 10

구분	품번 low	품번 high	PG/M	도면
top entry  	10041000 19041000 79055700	70055200 70055400 79055200 79055400	16 21 29 20 25 32	
side entry  	10045000 19045000 79057700	70057200 70057400 79057200 79057400	16 21 29 20 25 32	

HOODS

Double
Level

단위:mm

Hoods/Housing

H-B 10

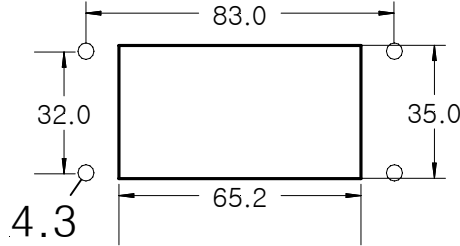
구분	품번 low	품번 high	PG/M	도면
----	-----------	------------	------	----



Panel

10033000

H B 10 panel cutout



단위:mm

Surface mount

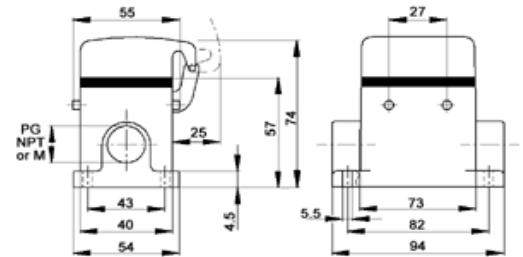
2cable입구

10038000



70046200
70046400
79046200
79046400

16
21
29
20
25
32



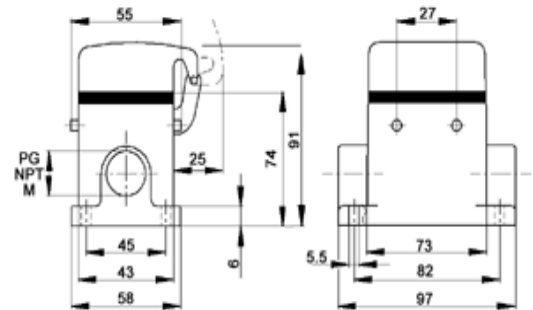
1cable입구

10036000



70045200
70045400
79045200
79045400

16
21
29
20
25
32



Housings

Double
Level

H-BE 16

500V 16 A

16+PE

절연체	품명	male	female	도면
-----	----	------	--------	----

스크류

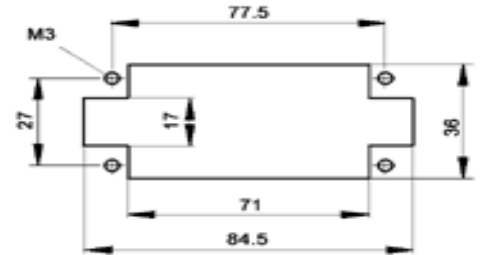


H-BE 16 SS

10194000

H-BE 16 BS

10195000




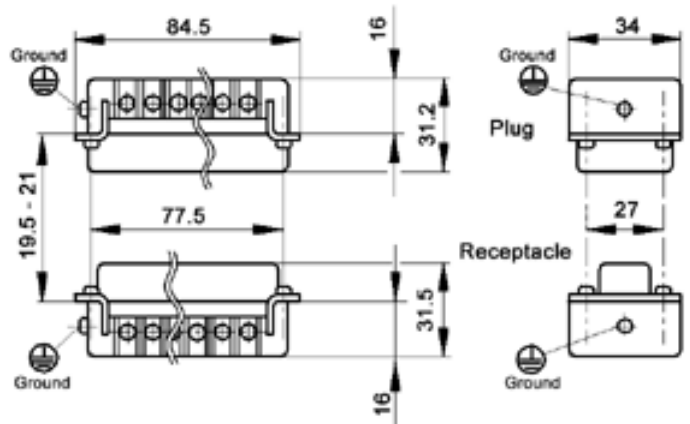
Cage clamp

H-BE 16 SS

10400200

H-BE 16 BS

10401200



드라이버	품명	품번
------	----	----



+ 드라이버

75011500

- 드라이버


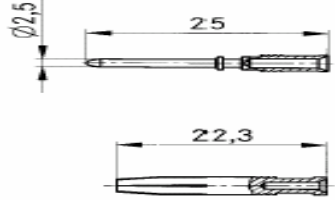

75011600

Hood housing
27-31 페이지

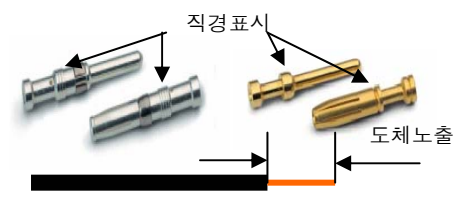
H-BE 16 500V 16 A 16+PE

절연체	품명	male	female	도 면
압착	H-BE 16 SCM	10184000 통핀 type		
	H-BE 16 BCM		10185000 통핀 type	

H-BE 2.5 통핀

핀 type	wire 직경(mm ²)	male	female	포장단위	도 면
 은도금(통핀)	0.5	11190000	11195000	100	
	0.75-1.0	11190100	11195100	100	
	1.5	11190200	11195200	100	
	2.5	11190300	11195300	100	
	4.0	11190400	11195400	100	
 금도금(통핀)	0.5	11192000	11197000	100	
	0.75-1.0	11192100	11197100	100	
	1.5	11192200	11197200	100	

Wire 직경 mm ²	직경 표시	male	female
0.5 mm ²		7.4mm	7.3mm
0.75-1.0 mm ²	1	7.4mm	7.3mm
1.5 mm ²	2	7.4mm	7.3mm
2.5 mm ²	3	7.4mm	7.3mm
4.0 mm ²		7.4mm	7.3mm



Pin 제거기	압착기	Wire 직경	압착 다이	locator
---------	-----	---------	-------	---------

				
11182500	11147000	0.5-4.0 mm ²	11147100	11147200

Tool box 포함

Hood housing
27-31 페이지

H-BS 6

400V 35 A

6+PE

절연체	품명	male	female	도면
-----	----	------	--------	----

스크류

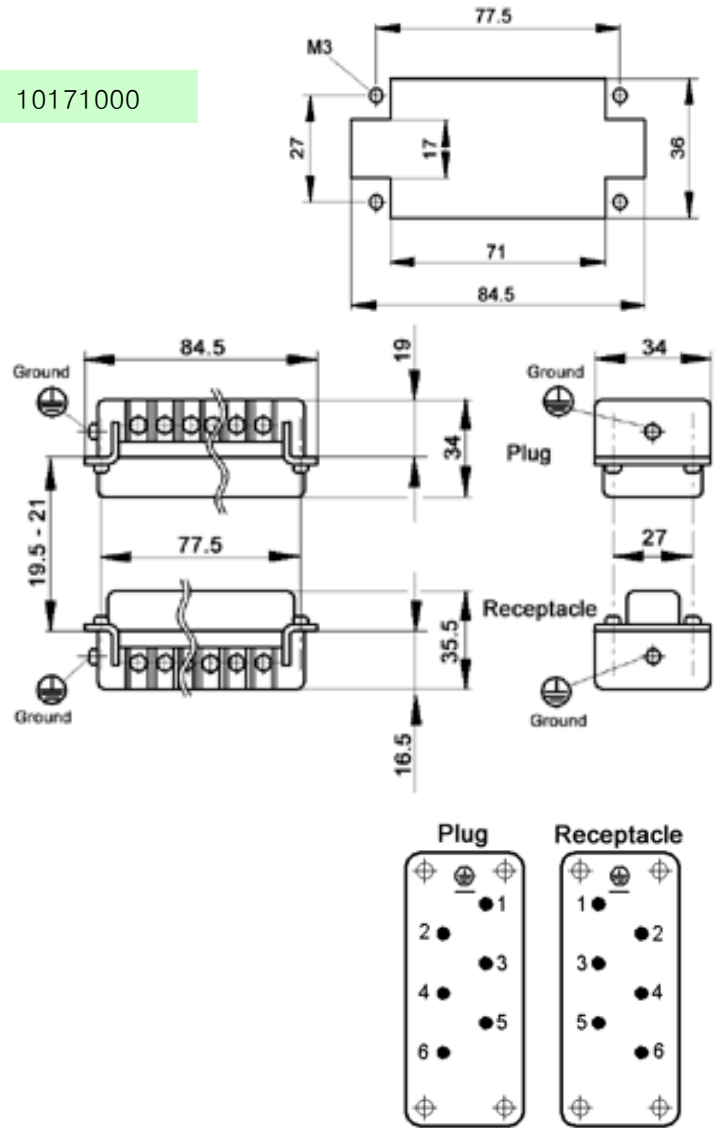


H-BS 6 SS

H-BS 6 BS

10170000

10171000



드라이버	품명	품번
------	----	----



+ 드라이버

75011500

- 드라이버

75011600

Hood housing
27-31 페이지

H-D 40 250V 10 A 40+PE

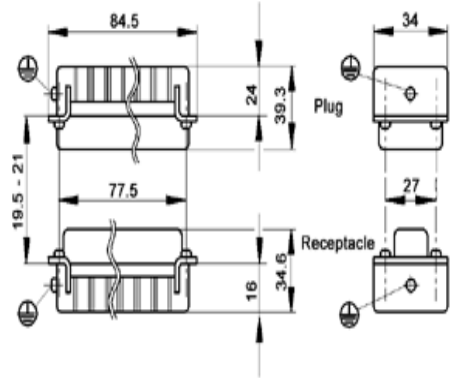
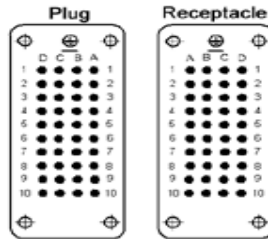
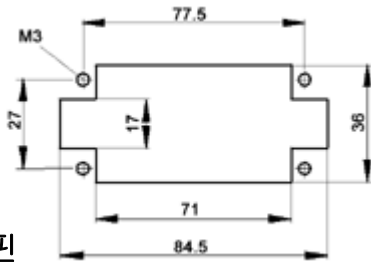
절연체	품명	male	female	도	면
-----	----	------	--------	---	---

압착

H-D 40 SCM
H-D 40 BCM

11265200
통핀 type

11266200
통핀 type



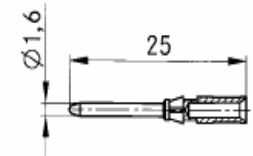
H-D 1.6 통핀

핀 type	wire 직경(mm ²)	male	female	포장단위	도	면
--------	---------------------------	------	--------	------	---	---

은도금(통핀)



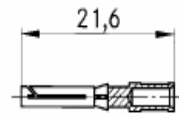
0.14-0.37	13162000	13163000	100
0.5	13162100	13163100	100
0.75-1.0	13162200	13163200	100
1.5	13162300	13163300	100
2.5	13162400	13163400	100



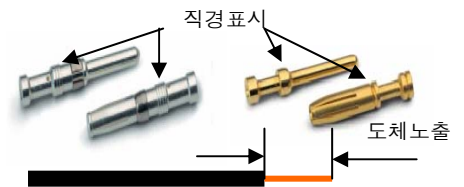
금도금(통핀)



0.14-0.37	13162500	13163500	100
0.5	13162600	13163600	100
0.75-1.0	13162700	13163700	100
1.5	13162800	13163800	100
2.5	13162900	13163900	100



Wire 직경 mm ² 직경표시		도체 노출	
		male	female
0.14-0.37 mm ²	1	8.0mm	8.0mm
0.5 mm ²	2	8.0mm	8.0mm
0.75-1.0mm ²	3	8.0mm	8.0mm
1.5 mm ²	4	8.0mm	8.0mm
2.5 mm ²	5	5.8mm	5.8mm



Pin 제거기	압착기	Wire 직경	압착 다이	locator
---------	-----	---------	-------	---------



11161000	11147000	0.14-2.5 mm ²	11147100	11147200
----------	----------	--------------------------	----------	----------

Tool box 포함

Hood housing

27-31 페이지


H-DD 72

250V 10 A

72+PE

절연체	품명	male	female	도면
-----	----	------	--------	----

압착

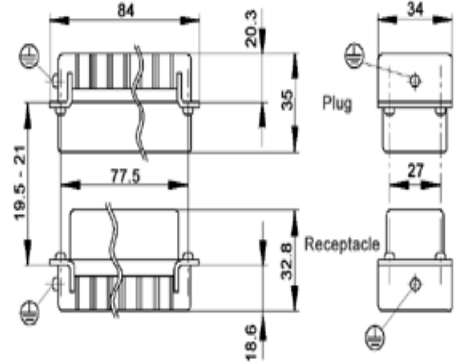
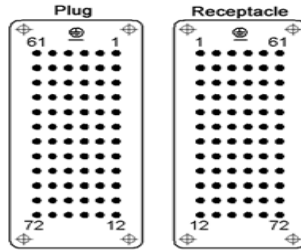
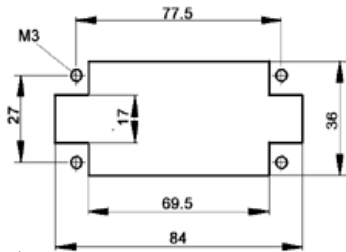


H-D 1.6 통핀

H-DD 72 SCM
H-DD 72 BCM

11285200
통핀 type

11286200
통핀 type

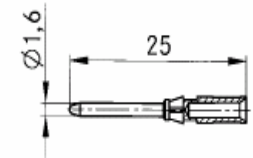


핀 type	wire 직경(mm ²)	male	female	포장단위	도면
--------	---------------------------	------	--------	------	----

은도금(통핀)



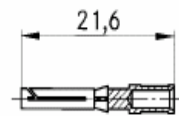
0.14-0.37	13162000	13163000	100
0.5	13162100	13163100	100
0.75-1.0	13162200	13163200	100
1.5	13162300	13163300	100
2.5	13162400	13163400	100



금도금(통핀)



0.14-0.37	13162500	13163500	100
0.5	13162600	13163600	100
0.75-1.0	13162700	13163700	100
1.5	13162800	13163800	100
2.5	13162900	13163900	100



Wire 직경 mm ²	직경 표시	도체 노출	
0.14-0.37 mm ²	1	male 8.0mm	female 8.0mm
0.5 mm ²	2	male 8.0mm	female 8.0mm
0.75-1.0 mm ²	3	male 8.0mm	female 8.0mm
1.5 mm ²	4	male 8.0mm	female 8.0mm
2.5 mm ²	5	male 5.8mm	female 5.8mm



Pin 제거기	압착기	Wire 직경	압착 다이	locator
---------	-----	---------	-------	---------



11161000

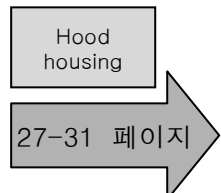
11147000

0.14-2.5 mm²

11147100

11147200

Tool box 포함



H-BVE 6

630V 16 A

6+PE

절연체	품명	male	female	도면
-----	----	------	--------	----

스크류

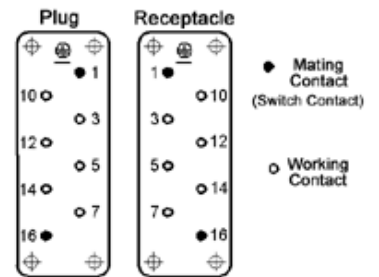
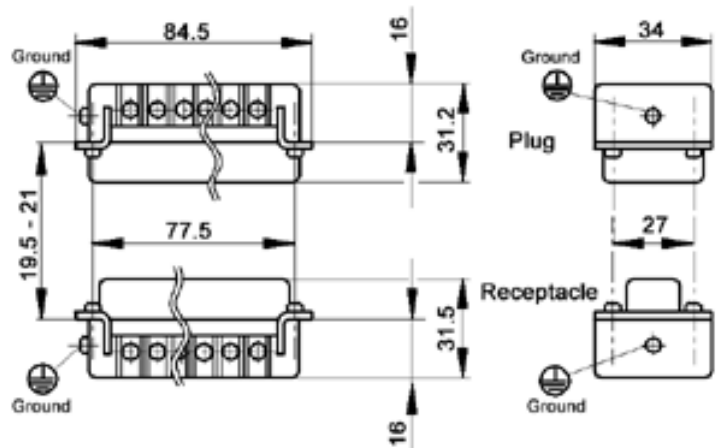
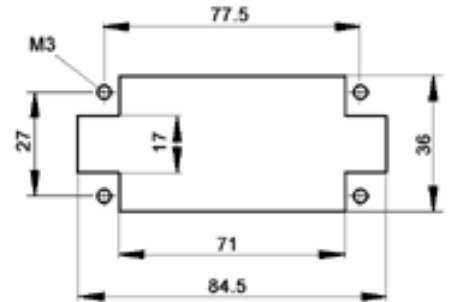


H-BVE 6 SS

H-BVE 6 BS

10239010

10240010



드라이버	품명	품번
------	----	----



+ 드라이버

75011500

- 드라이버

75011600

Hood housing
27-31 페이지

H-EE 32

500V 16 A

32+PE

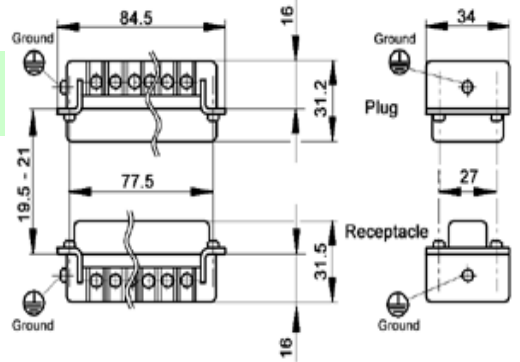
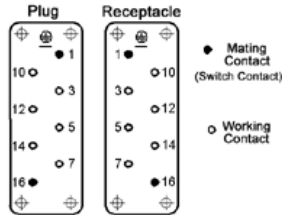
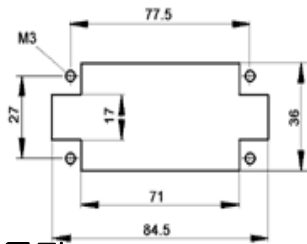
절연체	품명	male	female	도면
-----	----	------	--------	----

압착

H-EE 32 SC
H-EE 32 BC

10184400
통핀 type

10185400
통핀 type



H-BE 2.5 통핀

핀 type	wire 직경(mm ²)	male	female	포장단위	도면
--------	---------------------------	------	--------	------	----

은도금(통핀)

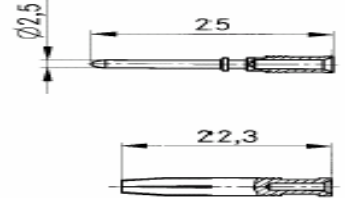


0.5
0.75-1.0
1.5
2.5
4.0

11190000
11190100
11190200
11190300
11190400

11195000
11195100
11195200
11195300
11195400

100
100
100
100
100



금도금(통핀)



0.5
0.75-1.0
1.5

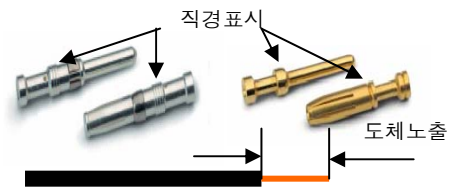
11192000
11192100
11192200

11197000
11197100
11197200

100
100
100

Wire 직경 mm ²	직경 표시	male	female
0.5 mm ²		7.4mm	7.3mm
0.75-1.0 mm ²	1	7.4mm	7.3mm
1.5 mm ²	2	7.4mm	7.3mm
2.5 mm ²	3	7.4mm	7.3mm
4.0 mm ²		7.4mm	7.3mm

도체 노출



Pin 제거기	압착기	Wire 직경	압착 다이	locator
---------	-----	---------	-------	---------



11182500

11147000

0.5-4.0 mm²

11147100

11147200

Tool box 포함




Hood housing



27-31 페이지

Hoods/Housing

H-B 16

HOODS

구분	품번 low	품번 high	PG/M	도면
top entry	10080900	70094200	21	
	19080900	70094400	29	
		79094200	25	
		79094400	32	
		79094600	40	
				
				

side entry	10082900	70104200	21	
	10092900	70104400	29	
	19082900	79104200	25	
	19092900	79104400	32	
		79104800	40	
				



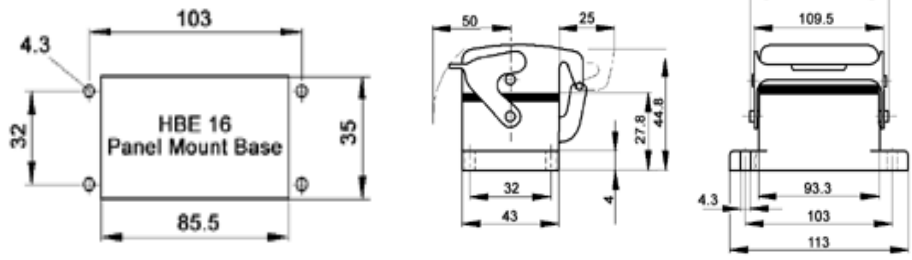




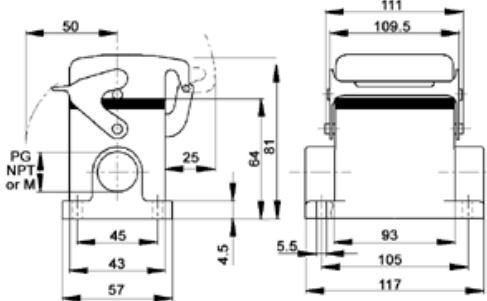
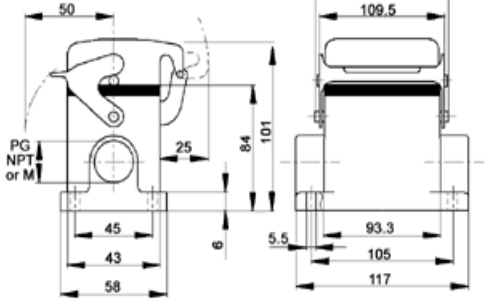

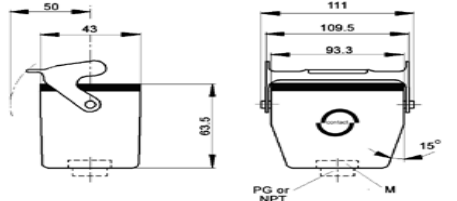

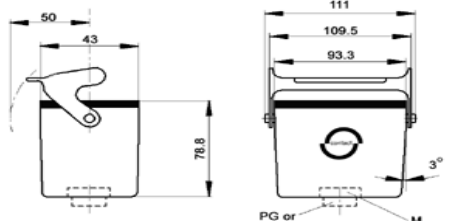
단위:mm

SINGLE

Hoods/Housing

H-B 16

Housings

구분	품번 low	품번 high	PG/M	도면	
Panel  	10072900				
	10073900				
단위: mm					
Surface mount 2cable입구   1cable입구  	10075900	70111200	21		
	19075900	70111400	29		
		79111200	25		
		79111400	32		
	10078900	70115200	21		
	19078900	70115400	29		
		79115200	25		
		79115400	32		
	10074900	70110200	21		
	19074900	70110400	29		
		79110200	25		
		79110400	32		
10076900	70114200	21			
19076900	70114400	29			
	79114200	25			
	79114400	32			
Cable couple 	10086900	70092200	21		
	19086900	70092400	29		
		79092200	25		
		79092400	32		
SINGLE 					

Hoods/Housing

H-B 16

HOODS

구분	품번 low	품번 high	PG/M	도면
top entry	10080000	70100200	21	
	10090000	70100400	29	
	19080000	79100200	25	
	19090000	79100400	32	
		79100800	40	

side entry	10082000	70102200	21	
	10092000	70102400	29	
	19082000	79102200	25	
	19092000	79102400	32	
		79102800	40	

단위:mm

Double

Hoods/Housing

H-B 16

Housings

Hoods/Housing

H-B 16

HOODS

구분	품번 low	품번 high	PG/M	도면
top entry	10081000	70105200	21	
	19081000	70105400	29	
		79105200	25	
		79105400	32	

side entry	10083000	70107200	21	
	19083000	70107400	29	
		79107200	25	
		79107400	32	

단위:mm

Double
Level

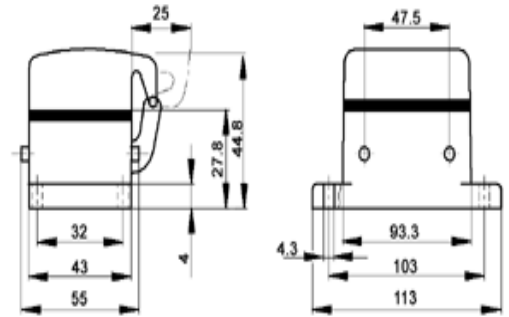

Hoods/Housing

H-B 16

구분	품번 low	품번 high	PG/M	도면
----	-----------	------------	------	----



10073000



단위:mm

Surface mount

2cable입구

70096000

70096200

21

70096400

29

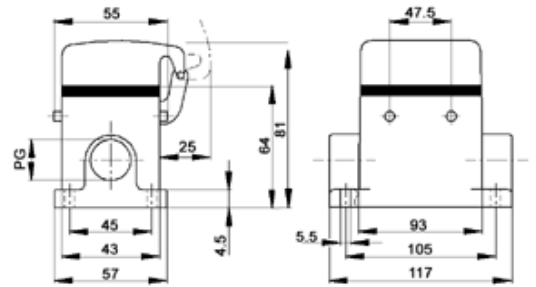
79096000

79096200

25

79096400

32



1cable입구

10076000

70095200

21

70095400

29

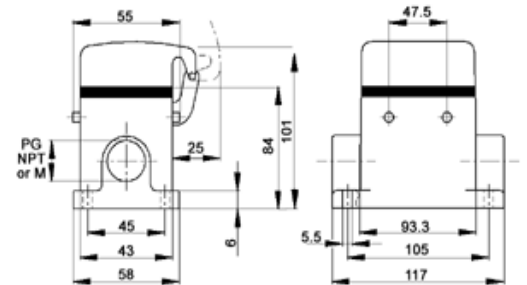
19076000

79095200

25

79095400

32



Housings

Double
Level

H-BE 24

500V 16 A

24+PE

절연체	품명	male	female	도면
-----	----	------	--------	----

스크류

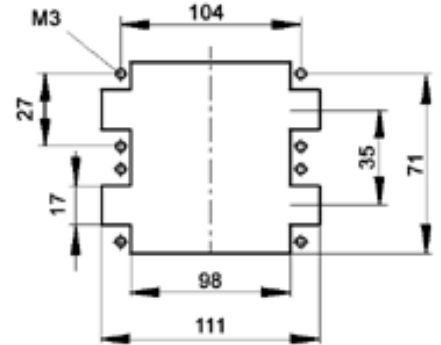


H-BE 24 SS

10196000

H-BE 24 BS

10197000




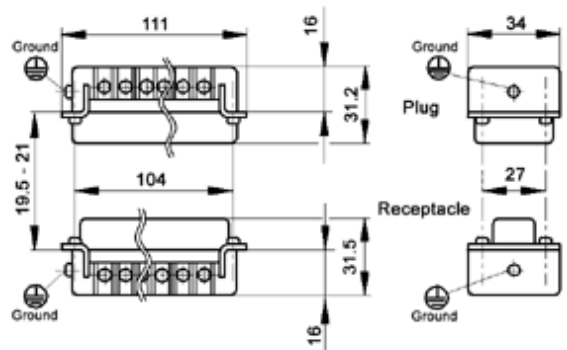
Cage clamp

H-BE 24 SS

10400300

H-BE 24 BS

10401300



드라이버	품명	품번
------	----	----



+ 드라이버

75011500

- 드라이버


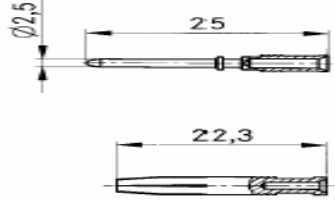

75011600

Hood housing
40-45 페이지

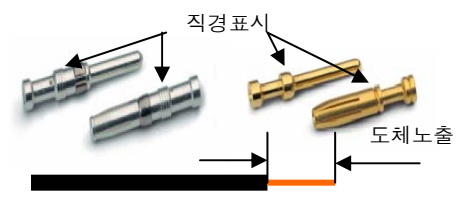
H-BE 24 500V 16 A 24+PE

절연체	품명	male	female	도면
압착	H-BE 24 SCM	10186000 통핀 type		
	H-BE 24 BCM		10187000 통핀 type	


H-BE 2.5 통핀

핀 type	wire 직경(mm ²)	male	female	포장단위	도면
 은도금(통핀)	0.5	11190000	11195000	100	
	0.75-1.0	11190100	11195100	100	
	1.5	11190200	11195200	100	
	2.5	11190300	11195300	100	
	4.0	11190400	11195400	100	
 금도금(통핀)	0.5	11192000	11197000	100	
	0.75-1.0	11192100	11197100	100	
	1.5	11192200	11197200	100	

Wire 직경 mm ²	직경 표시	도체 노출	
0.5 mm ²		male 7.4mm	female 7.3mm
0.75-1.0 mm ²	1	7.4mm	7.3mm
1.5 mm ²	2	7.4mm	7.3mm
2.5 mm ²	3	7.4mm	7.3mm
4.0 mm ²		7.4mm	7.3mm



Pin 제거기	압착기	Wire 직경	압착 다이	locator
---------	-----	---------	-------	---------

				
11182500	11147000	0.5-4.0 mm ²	11147100	11147200

Tool box 포함

Hood housing
40-45 페이지

H-D 64

250V 10 A

64+PE

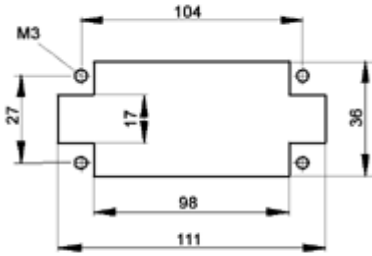
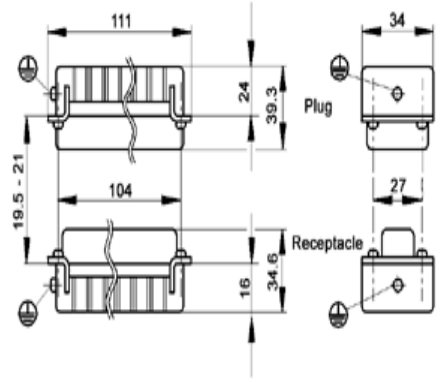
절연체	품명	male	female	도면
-----	----	------	--------	----

압착

H-D 64 SCM
H-D 64 BCM

11272000
통핀 type

11273000
통핀 type

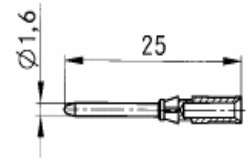


H-D 1.6 통핀

핀 type	wire 직경(mm ²)	male	female	포장단위	도면
--------	---------------------------	------	--------	------	----

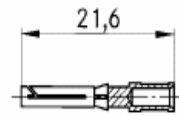
은도금(통핀)

0.14-0.37	13162000	13163000	100
0.5	13162100	13163100	100
0.75-1.0	13162200	13163200	100
1.5	13162300	13163300	100
2.5	13162400	13163400	100



금도금(통핀)

0.14-0.37	13162500	13163500	100
0.5	13162600	13163600	100
0.75-1.0	13162700	13163700	100
1.5	13162800	13163800	100
2.5	13162900	13163900	100



Wire 직경 mm ²	직경 표시	도체 노출	
0.14-0.37 mm ²	1	male 8.0mm	female 8.0mm
0.5 mm ²	2	male 8.0mm	female 8.0mm
0.75-1.0 mm ²	3	male 8.0mm	female 8.0mm
1.5 mm ²	4	male 8.0mm	female 8.0mm
2.5 mm ²	5	male 5.8mm	female 5.8mm



Pin 제거기	압착기	Wire 직경	압착 다이	locator
---------	-----	---------	-------	---------



11161000

11147000

0.14-2.5 mm²

11147100

11147200

Tool box 포함

Hood housing
40-45 페이지

H-DD 108 250V 10 A 108+PE

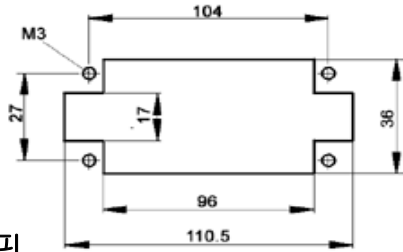
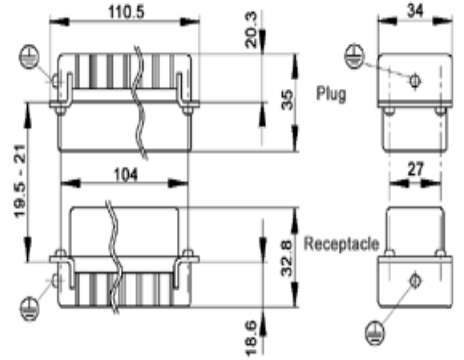
절연체	품명	male	female	도면
-----	----	------	--------	----

압착

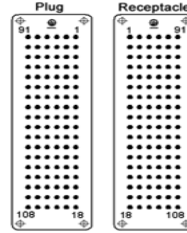
H-DD 108 SCM
H-DD 108 BCM

11285300
통핀 type

11286300
통핀 type



H-D 1.6 통핀

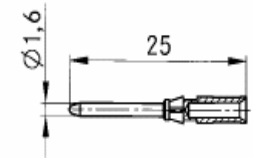


핀 type	wire 직경(mm ²)	male	female	포장단위	도면
--------	---------------------------	------	--------	------	----

은도금(통핀)



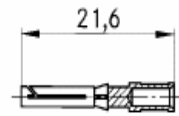
0.14-0.37	13162000	13163000	100
0.5	13162100	13163100	100
0.75-1.0	13162200	13163200	100
1.5	13162300	13163300	100
2.5	13162400	13163400	100



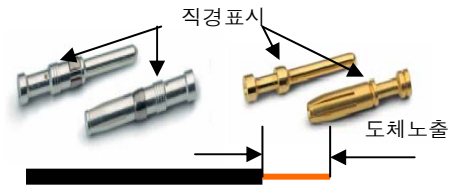
금도금(통핀)



0.14-0.37	13162500	13163500	100
0.5	13162600	13163600	100
0.75-1.0	13162700	13163700	100
1.5	13162800	13163800	100
2.5	13162900	13163900	100



Wire 직경 mm ²	직경 표시	도체 노출	
0.14-0.37 mm ²	1	male 8.0mm	female 8.0mm
0.5 mm ²	2	male 8.0mm	female 8.0mm
0.75-1.0 mm ²	3	male 8.0mm	female 8.0mm
1.5 mm ²	4	male 8.0mm	female 8.0mm
2.5 mm ²	5	male 5.8mm	female 5.8mm



Pin 제거기	압착기	Wire 직경	압착 다이	locator
---------	-----	---------	-------	---------



11161000

11147000

0.14-2.5 mm²

11147100

11147200

Tool box 포함

Hood housing

40-45 페이지

H-BVE 10

630V 16 A

10+PE

절연체	품명	male	female	도면
-----	----	------	--------	----

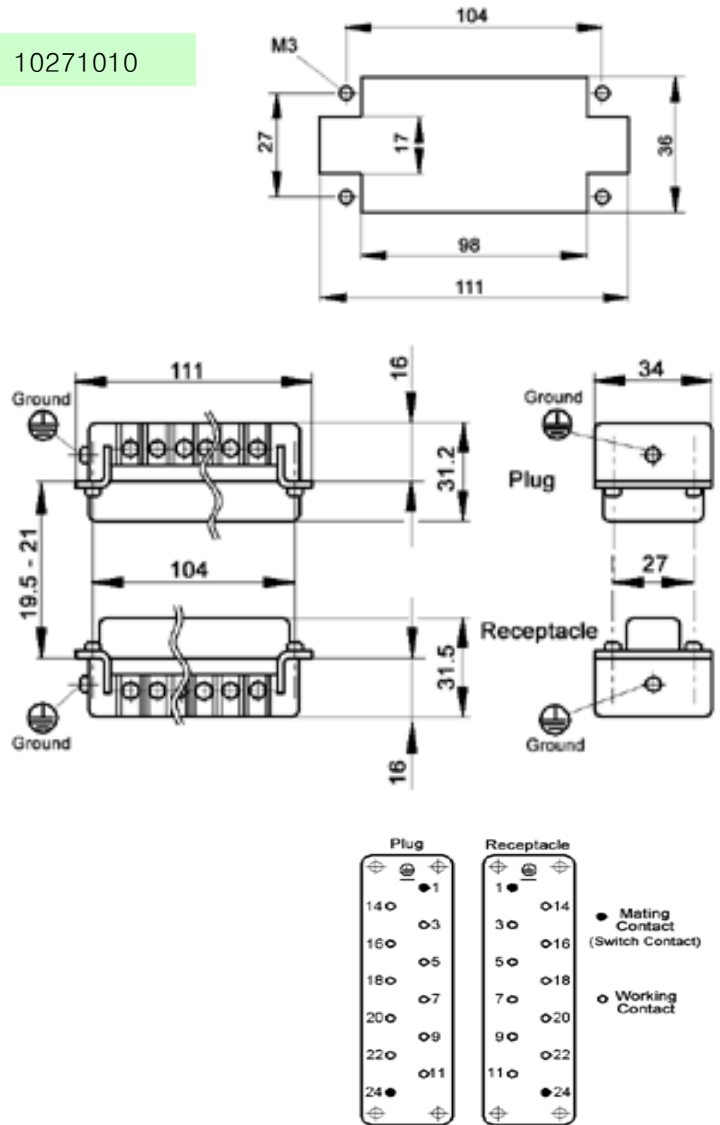
스크류

H-BVE 10 SS

H-BVE 10 BS

10270010

10271010



드라이버	품명	품번
------	----	----



+ 드라이버

75011500

- 드라이버

75011600

Hood housing
40-45 페이지

H-BVE 16

630V 16 A

16+PE

절연체	품명	male	female	도	면
-----	----	------	--------	---	---

스크류

H-BVE 16 SS

10300000

H-BVE 16 BS

10301000



드라이버	품명	품번
------	----	----



+ 드라이버

75011500

- 드라이버

75011600

Hood housing


40-45 페이지



H-EE 46 500V 16 A 46+PE

절연체	품명	male	female	도면
-----	----	------	--------	----

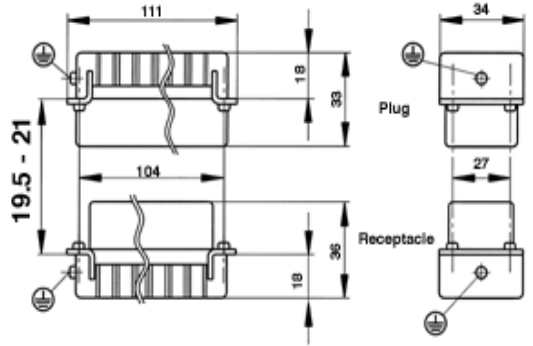
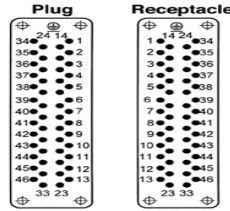
압착



H-EE 46 SC
H-EE 46 BC

10186400
통핀 type

10187400
통핀 type



H-BE 2.5 통핀

핀 type	wire 직경(mm ²)	male	female	포장단위	도면
--------	---------------------------	------	--------	------	----

은도금(통핀)

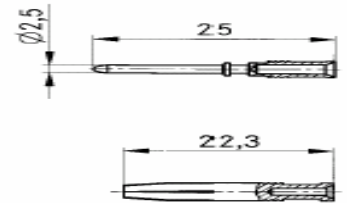


0.5
0.75-1.0
1.5
2.5
4.0

11190000
11190100
11190200
11190300
11190400

11195000
11195100
11195200
11195300
11195400

100
100
100
100
100



금도금(통핀)



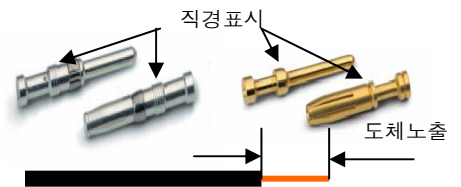
0.5
0.75-1.0
1.5

11192000
11192100
11192200

11197000
11197100
11197200

100
100
100

Wire 직경 mm ² 직경 표시	도체 노출	
	male	female
0.5 mm ²	7.4mm	7.3mm
0.75-1.0 mm ² 1	7.4mm	7.3mm
1.5 mm ² 2	7.4mm	7.3mm
2.5 mm ² 3	7.4mm	7.3mm
4.0 mm ²	7.4mm	7.3mm



Pin 제거기	압착기	Wire 직경	압착 다이	locator
---------	-----	---------	-------	---------



11182500

11147000

0.5-4.0 mm²

11147100

11147200

Tool box 포함

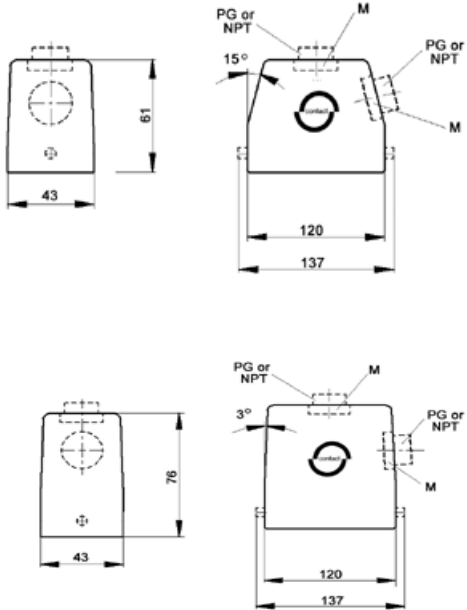
Hood housing

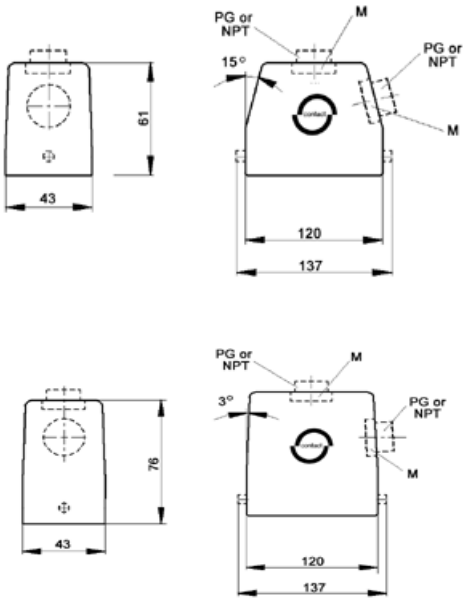
40-45 페이지

Hoods/Housing

H-B 24

HOODS

구분	품번 low	품번 high	PG/M	도면
top entry	10121900 10111900 19121900 19111900	70144400 70144600 79144400 79144600 79144800	21 29 25 32 40	

side entry	10113900 10123900 19113900 19123900	70154400 70154600 79154400 79154600 79154800	21 29 25 32 40	
------------	--	--	----------------------------	---

단위:mm

SINGLE

Hoods/Housing

H-B 24

Housings

Hoods/Housing

H-B 24

HOODS

구분	품번 low	품번 high	PG/M	도면
top entry	10121000	70150400	21	
	10111000	70150600	29	
	19121000	79150400	25	
	19111000	79150600	32	
		79150800	40	
side entry	10113000	70152400	21	
	10123000	70152600	29	
	19113000	79152400	25	
	19123000	79152600	32	
		79152800	40	

Double

단위:mm

Hoods/Housing

H-B 24

Housings

Hoods/Housing

H-B 24

HOODS

구분	품번 low	품번 high	PG/M	도면
top entry	10122000	70155400	21	
	10112000	70155600	29	
	19122000	79155400	25	
	19112000	79155600	32	


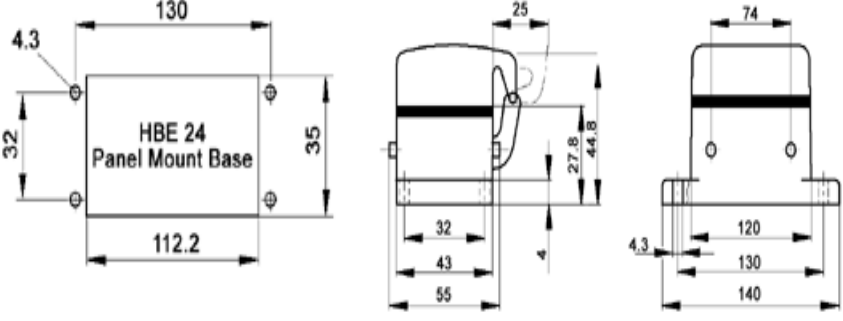

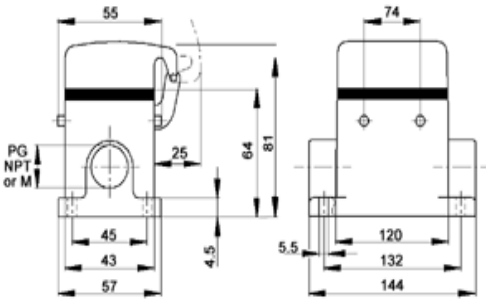

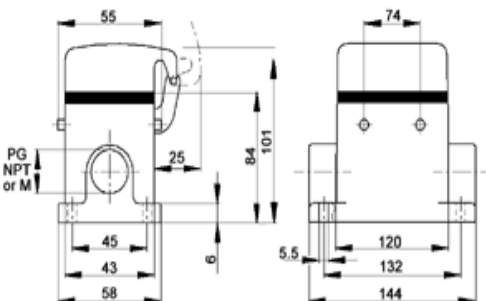
side entry	10114000	70157400	21	
	10124000	70157600	29	
	19114000	79157400	25	
	19124000	79157600	32	

단위:mm

Double
Lever

Hoods/Housing

H-B 24

구분	품번 low	품번 high	PG/M	도면
Panel 	10103000			 <p>단위:mm</p>
Surface mount 2cable입구 	10109000 19109000	70146200 70146400 79146200 79146400	21 29 25 32	
1cable입구 	10107000 19107000	70145200 70145400 79145200 79145400	21 29 25 32	

Housings

Double
Level

H-BE 32

500V 16 A

32+PE

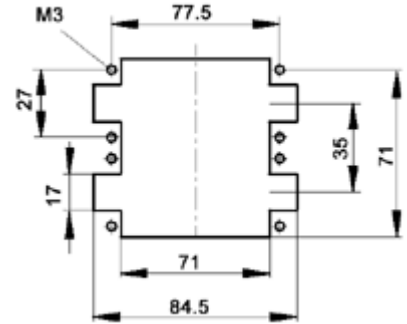

절연체	품명	male	female	도면
-----	----	------	--------	----

스크류

H-BE 16SS 1-16
17-32
H-BE 16 BS 1-16
17-32

10194000
10202000

10195000
10203000

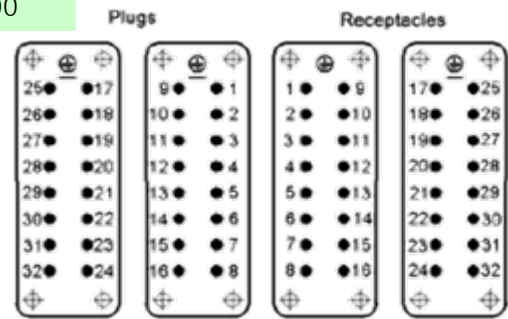
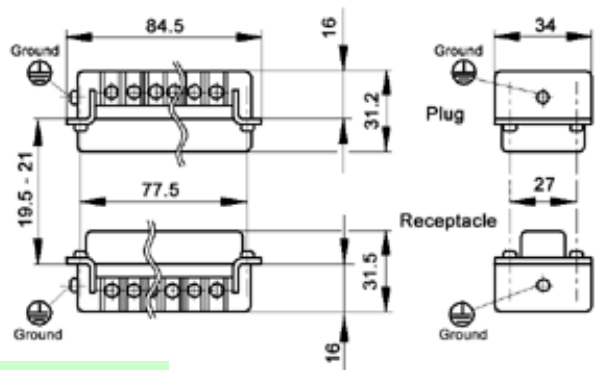


Cage
Clamp

H-BE 16SS 1-16
17-32
H-BE 16 BS 1-16
17-32

10400200
10400400

10401200
10401400



드라이버	품명	품번
------	----	----



+ 드라이버
- 드라이버

75011500
75011600


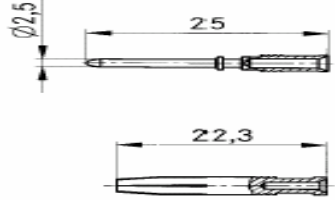

Hood housing

52-53 페이지

H-BE 32 500V 16 A 32+PE

절연체	품명	male	female	도면
압착	H-BE 32 SCM 1-16 17-32	10184000 10184200 통핀 type		
	H-BE 32 BCM 1-16 17-32		10185000 10185200 통핀type	

H-BE 2.5 통핀

핀 type	wire 직경(mm ²)	male	female	포장단위	도면
 은도금(통핀)	0.5	11190000	11195000	100	
	0.75-1.0	11190100	11195100	100	
	1.5	11190200	11195200	100	
	2.5	11190300	11195300	100	
	4.0	11190400	11195400	100	
 금도금(통핀)	0.5	11192000	11197000	100	
	0.75-1.0	11192100	11197100	100	
	1.5	11192200	11197200	100	

Wire 직경 mm ²	직경 표시	도체 노출	
0.5 mm ²		male 7.4mm	female 7.3mm
0.75-1.0 mm ²	1	7.4mm	7.3mm
1.5 mm ²	2	7.4mm	7.3mm
2.5 mm ²	3	7.4mm	7.3mm
4.0 mm ²		7.4mm	7.3mm



Pin 제거기	압착기	Wire 직경	압착 다이	locator
---------	-----	---------	-------	---------

				
11182500	11147000	0.5-4.0 mm ²	11147100	11147200


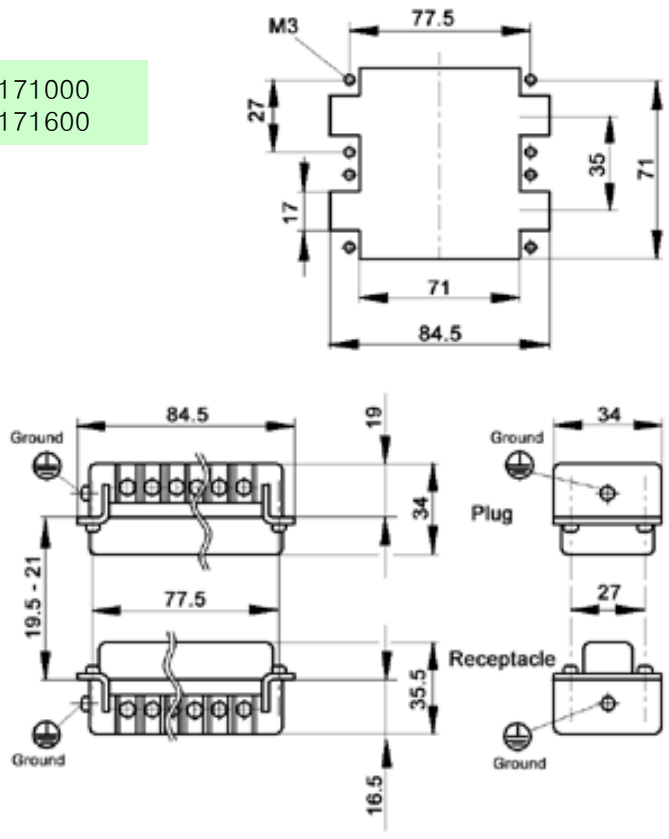
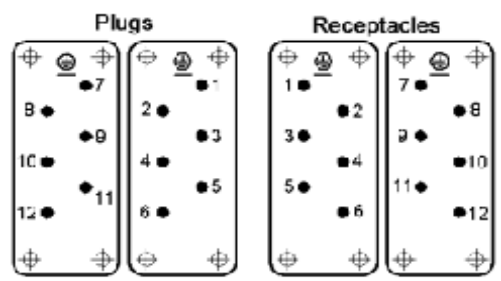
Tool box 포함


Hood housing
52-53 페이지


H-BS 12

400V 35 A

12+PE

절연체	품명	male	female	도면
스크류 	H-BS 6 SS 1-6 7-12	10170000 10170600		
	H-BS 6 BS 1-6 7-12		10171000 10171600	
				

드라이버	품명	품번
	+ 드라이버	75011500
	- 드라이버	75011600

Hood housing

 52-53 페이지

H-D 80

250V 10 A

80+PE

절연체	품명	male	female	도면
-----	----	------	--------	----

압착

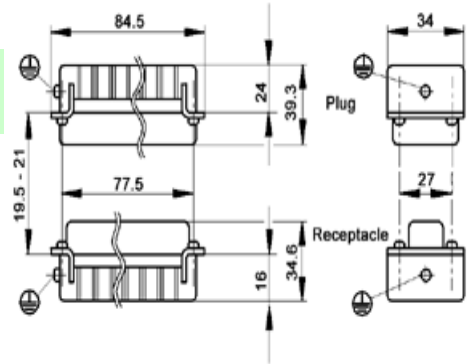
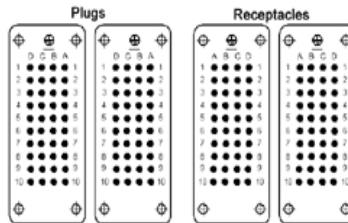
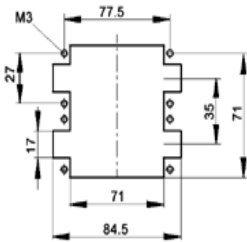


H-D 1.6 통핀

H-D 40 SCM
H-D 40 BCM

11265200(2X)
통핀 type

11265000(2X)
통핀 type



핀 type	wire 직경(mm ²)	male	female	포장단위	도면
--------	---------------------------	------	--------	------	----

은도금(통핀)

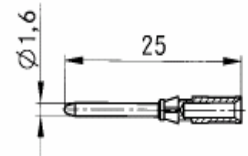


0.14-0.37
0.5
0.75-1.0
1.5
2.5

13162000
13162100
13162200
13162300
13162400

13163000
13163100
13163200
13163300
13163400

100
100
100
100
100



금도금(통핀)

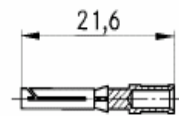


0.14-0.37
0.5
0.75-1.0
1.5
2.5

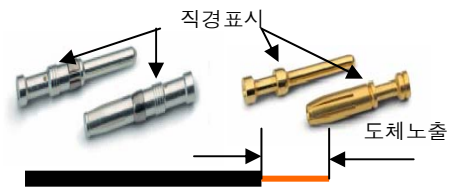
13162500
13162600
13162700
13162800
13162900

13163500
13163600
13163700
13163800
13163900

100
100
100
100
100



Wire 직경 mm ²	직경 표시	도체 노출	
0.14-0.37 mm ²	1	male 8.0mm	female 8.0mm
0.5 mm ²	2	male 8.0mm	female 8.0mm
0.75-1.0 mm ²	3	male 8.0mm	female 8.0mm
1.5 mm ²	4	male 8.0mm	female 8.0mm
2.5 mm ²	5	male 5.8mm	female 5.8mm



Pin 제거기	압착기	Wire 직경	압착 다이	locator
---------	-----	---------	-------	---------



11161000

11147000

0.14-2.5 mm²

11147100

11147200

Tool box 포함


Hood housing

52-53 페이지

H-DD 144 250V 10 A 144+PE

절연체	품명	male	female	도면
-----	----	------	--------	----

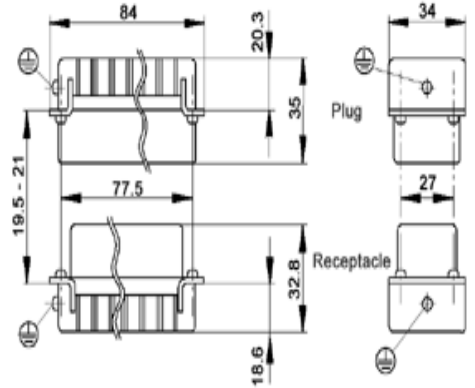
압착




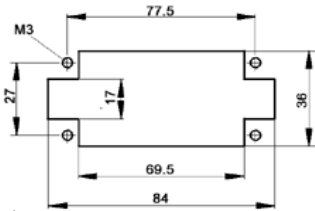
H-DD 72 SCM 1-72
73-144
H-DD 72 BCM 1-72
73-144

11285200
11285400
통핀 type

11286200
11286400
통핀 type



H-D 1.6 통핀



핀 type	wire 직경(mm ²)	male	female	포장단위	도면
--------	---------------------------	------	--------	------	----

은도금(통핀)

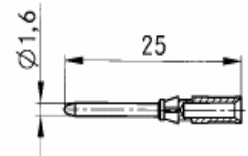


0.14-0.37
0.5
0.75-1.0
1.5
2.5

13162000
13162100
13162200
13162300
13162400

13163000
13163100
13163200
13163300
13163400

100
100
100
100
100



금도금(통핀)

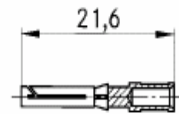


0.14-0.37
0.5
0.75-1.0
1.5
2.5

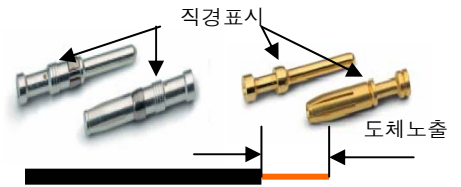
13162500
13162600
13162700
13162800
13162900

13163500
13163600
13163700
13163800
13163900

100
100
100
100
100



Wire 직경 mm ²	직경 표시	도체 노출	
0.14-0.37 mm ²	1	male 8.0mm	female 8.0mm
0.5 mm ²	2	male 8.0mm	female 8.0mm
0.75-1.0 mm ²	3	male 8.0mm	female 8.0mm
1.5 mm ²	4	male 8.0mm	female 8.0mm
2.5 mm ²	5	male 5.8mm	female 5.8mm



Pin 제거기	압착기	Wire 직경	압착 다이	locator
---------	-----	---------	-------	---------



11161000

11147000

0.14-2.5 mm²

11147100

11147200

Tool box 포함

Hood housing

52-53 페이지

H-EE 64

500V 16 A

64+PE


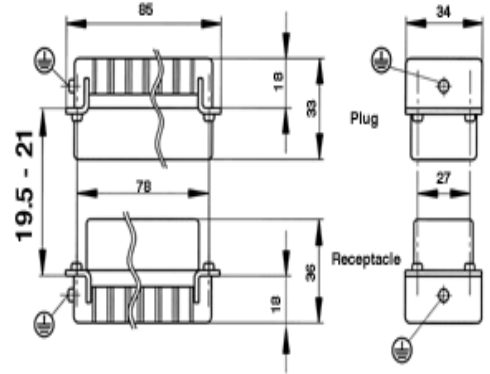
절연체	품명	male	female	도면
-----	----	------	--------	----

압착

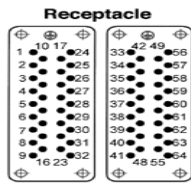
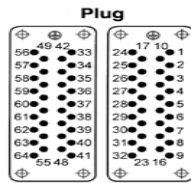
H-EE 64 SC1-32
33-64
H-EE 64 BC1-32
33-64

10184400
10184500
통핀 type

10185400
10185500
통핀 type



H-BE 2.5 통핀



핀 type	wire 직경(mm ²)	male	female	포장단위	도면
--------	---------------------------	------	--------	------	----

은도금(통핀)

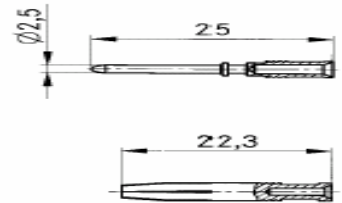


0.5
0.75-1.0
1.5
2.5
4.0

11190000
11190100
11190200
11190300
11190400

11195000
11195100
11195200
11195300
11195400

100
100
100
100
100



금도금(통핀)



0.5
0.75-1.0
1.5

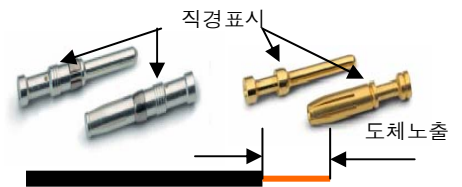
11192000
11192100
11192200

11197000
11197100
11197200

100
100
100

Wire 직경 mm ²	직경 표시	male	female
0.5 mm ²		7.4mm	7.3mm
0.75-1.0 mm ²	1	7.4mm	7.3mm
1.5 mm ²	2	7.4mm	7.3mm
2.5 mm ²	3	7.4mm	7.3mm
4.0 mm ²		7.4mm	7.3mm

도체 노출



Pin 제거기	압착기	Wire 직경	압착 다이	locator
---------	-----	---------	-------	---------



11182500

11147000

0.5-4.0 mm²

11147100

11147200


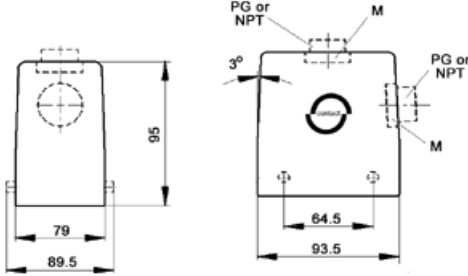
Tool box 포함


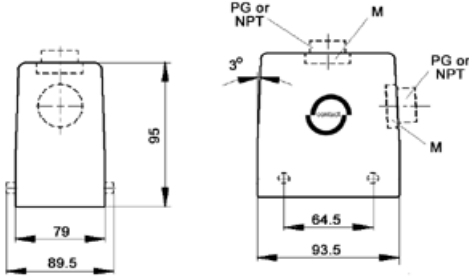
Hood housing
52-53 페이지

Hoods/Housing

H-B 32

HOODS

구 분	품 번 low	품 번 high	PG/M	도 면
top entry 	10133000 10134000 19134000 19134400		21 29 32 40	


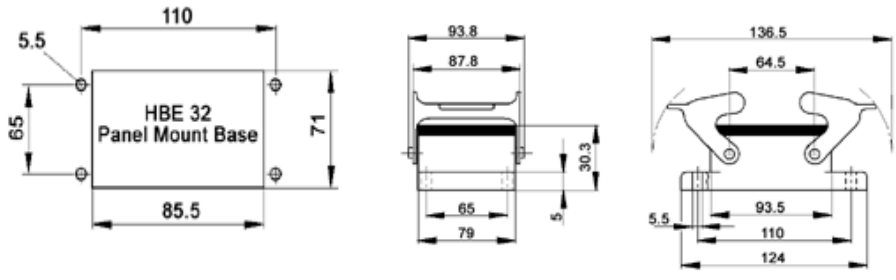

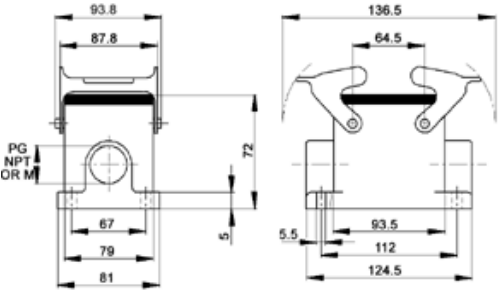


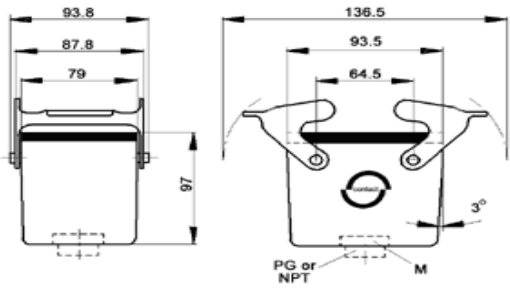
side entry 	10135000 10136000 19135000 19136000 19136200		21 29 25 32 40	
--	--	--	--------------------------------	---

단위:mm

Double

Hoods/Housing

H-B 32

구분	품번 low	품번 high	PG/M	도면	
Panel 	10132000			 <p style="text-align: center;">단위:mm</p>	
Surface mount 2cable입구 	10138000 19138000 19145400		29 32 40		
1cable입구 	10137000 19137000 19146400		29 32 40		
Cable couple 		10139500 19139500	29 32		

Housings

H-BE 48

500V 16 A

48+PE

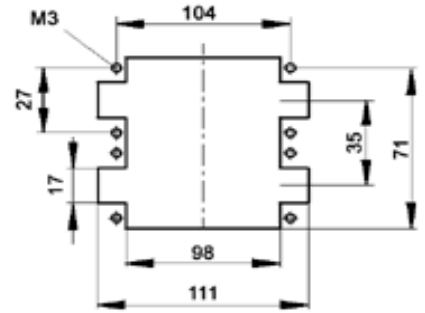

절연체	품명	male	female	도면
-----	----	------	--------	----

스크류

H-BE 24 SS 1-24
25-48
H-BE 24 BS 1-24
25-48

10196000
10204000

10197000
10205000

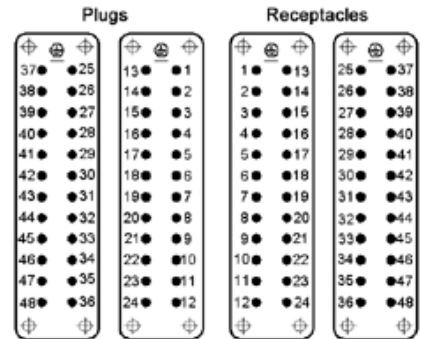
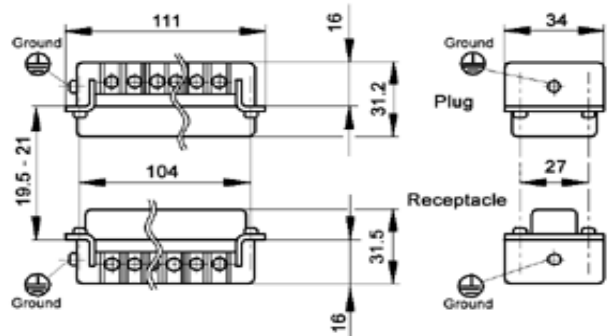


Cage clamp

H-BE 24 SS 1-24
25-48
H-BE 24 BS 1-24
25-48

10400300
10400500

10401300
10401500



드라이버	품명	품번
------	----	----



+ 드라이버
- 드라이버




75011500
75011600

Hood housing
59-60 페이지

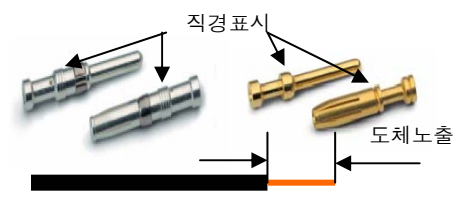
H-BE 48 500V 16 A 48+PE

절연체	품명	male	female	도면
압착	H-BE 48 SCM 1-24 25-48	10186000 10862000 통핀 type		
	H-BE 48 BCM 1-24 25-48		10187000 10187200 통핀type	


H-BE 2.5 통핀

핀 type	wire 직경(mm ²)	male	female	포장단위	도면
 은도금(통핀)	0.5	11190000	11195000	100	
	0.75-1.0	11190100	11195100	100	
	1.5	11190200	11195200	100	
	2.5	11190300	11195300	100	
	4.0	11190400	11195400	100	
 금도금(통핀)	0.5	11192000	11197000	100	
	0.75-1.0	11192100	11197100	100	
	1.5	11192200	11197200	100	

Wire 직경 mm ²	직경 표시	male	female
0.5 mm ²		7.4mm	7.3mm
0.75-1.0 mm ²	1	7.4mm	7.3mm
1.5 mm ²	2	7.4mm	7.3mm
2.5 mm ²	3	7.4mm	7.3mm
4.0 mm ²		7.4mm	7.3mm



Pin 제거기	압착기	Wire 직경	압착 다이	locator
---------	-----	---------	-------	---------

				
11182500	11147000	0.5-4.0 mm ²	11147100	11147200


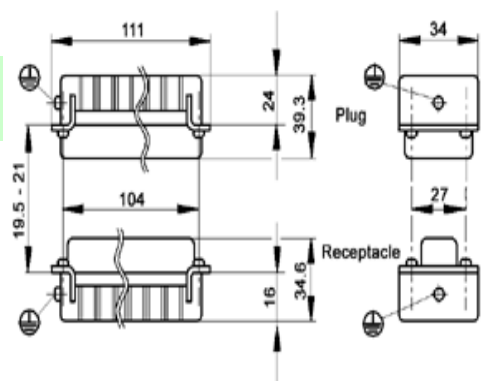
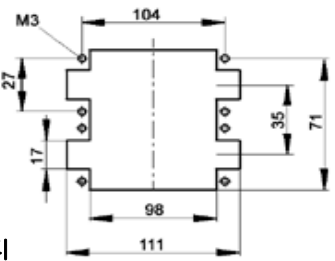

Tool box 포함


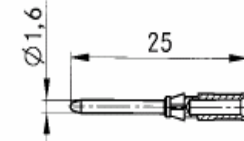

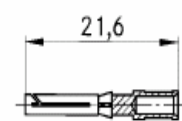
Hood housing
59-60 페이지

H-D 128

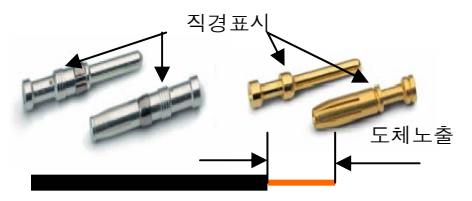
250V 10 A

128+PE

절연체	품명	male	female	도면
압착 	H-D 64 SCM	11272000(2X)		
	H-D 64 BCM	통핀 type	11273000(2X) 통핀 type	
H-D 1.6 통핀 				

핀 type	wire 직경(mm ²)	male	female	포장단위	도면
은도금(통핀) 	0.14-0.37	13162000	13163000	100	
	0.5	13162100	13163100	100	
	0.75-1.0	13162200	13163200	100	
	1.5	13162300	13163300	100	
	2.5	13162400	13163400	100	
금도금(통핀) 	0.14-0.37	13162500	13163500	100	
	0.5	13162600	13163600	100	
	0.75-1.0	13162700	13163700	100	
	1.5	13162800	13163800	100	
	2.5	13162900	13163900	100	

Wire 직경 mm ²	직경 표시	male	female
0.14-0.37 mm ²	1	8.0mm	8.0mm
0.5 mm ²	2	8.0mm	8.0mm
0.75-1.0 mm ²	3	8.0mm	8.0mm
1.5 mm ²	4	8.0mm	8.0mm
2.5 mm ²	5	5.8mm	5.8mm



Pin 제거기	압착기	Wire 직경	압착 다이	locator
 11161000	 11147000	0.14-2.5 mm ²	 11147100	 11147200

Tool box 포함

Hood housing
59-60 페이지

H-DD 216 250V 10 A 216+PE


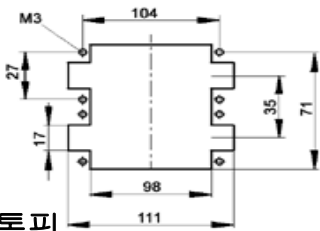

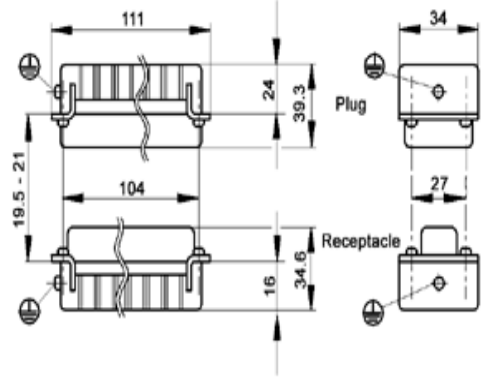
절연체	품명	male	female	도	면
-----	----	------	--------	---	---

압착

H-DD 108SCM 1-108
109-216
H-DD 108BCM 1-108
109-216

11285300
11285500
통핀 type

11286300
11286500
통핀 type

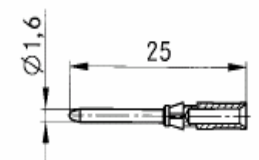


H-D 1.6 통핀

핀 type	wire 직경(mm ²)	male	female	포장단위	도	면
--------	---------------------------	------	--------	------	---	---

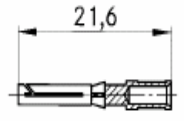
은도금(통핀)

0.14-0.37	13162000	13163000	100
0.5	13162100	13163100	100
0.75-1.0	13162200	13163200	100
1.5	13162300	13163300	100
2.5	13162400	13163400	100

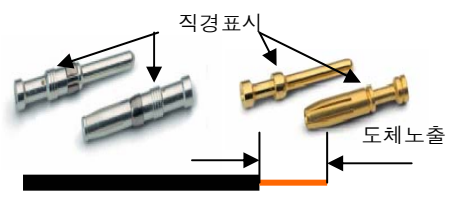


금도금(통핀)

0.14-0.37	13162500	13163500	100
0.5	13162600	13163600	100
0.75-1.0	13162700	13163700	100
1.5	13162800	13163800	100
2.5	13162900	13163900	100



Wire 직경 mm ²	직경 표시	도체 노출	
0.14-0.37 mm ²	1	male 8.0mm	female 8.0mm
0.5 mm ²	2	male 8.0mm	female 8.0mm
0.75-1.0 mm ²	3	male 8.0mm	female 8.0mm
1.5 mm ²	4	male 8.0mm	female 8.0mm
2.5 mm ²	5	male 5.8mm	female 5.8mm



Pin 제거기	압착기	Wire 직경	압착 다이	locator
---------	-----	---------	-------	---------



11161000	11147000	0.14-2.5 mm ²	11147100	11147200
----------	----------	--------------------------	----------	----------

Tool box 포함

Hood housing

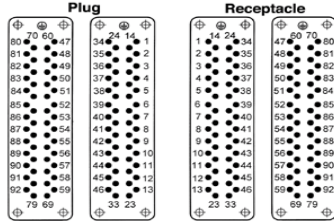
59-60 페이지

H-EE 92

500V 16 A

92+PE

절연체	품명	male	female	도면
압착	H-EE 92 SC1-46 47-92	10186400 10186500	10187400 10187500 통핀 type	
	H-EE 92 BC1-46 47-92	통핀 type		

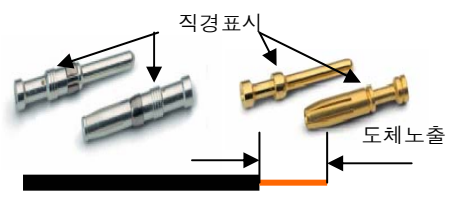


H-BE 2.5 통핀

핀 type	wire 직경(mm ²)	male	female	포장단위	도면
은도금(통핀)	0.5	11190000	11195000	100	
	0.75-1.0	11190100	11195100	100	
	1.5	11190200	11195200	100	
	2.5	11190300	11195300	100	
	4.0	11190400	11195400	100	
금도금(통핀)	0.5	11192000	11197000	100	
	0.75-1.0	11192100	11197100	100	
	1.5	11192200	11197200	100	



Wire 직경 mm ² 직경 표시	도체 노출	
	male	female
0.5 mm ²	7.4mm	7.3mm
0.75-1.0 mm ² 1	7.4mm	7.3mm
1.5 mm ² 2	7.4mm	7.3mm
2.5 mm ² 3	7.4mm	7.3mm
4.0 mm ²	7.4mm	7.3mm



Pin 제거기	압착기	Wire 직경	압착 다이	locator
---------	-----	---------	-------	---------



11182500	11147000	0.5-4.0 mm ²	11147100	11147200
----------	----------	-------------------------	----------	----------

Tool box 포함

Hood housing
59-60 페이지

Hoods/Housing

H-B 48

HOODS

구 분	품 번 low	품 번 high	PG/M	도 면
top entry	10155000 10156000 10157000 19155000 19156000 19157000		29 36 42 32 40 50	
		10157000 :PG GUIDE 없음		


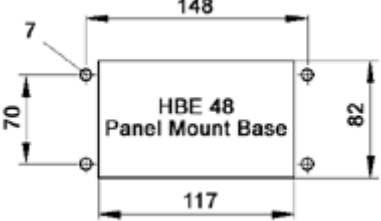
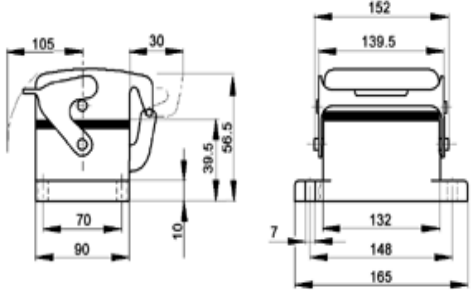




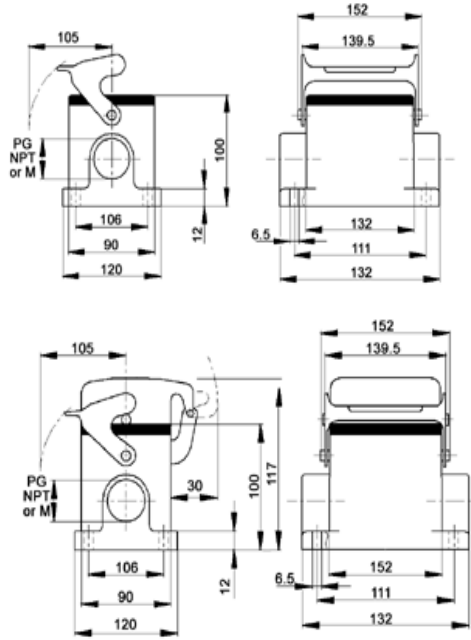
side entry	10158000 10159000 10160000 19158000 19159000 19160000	70154400 70154600 79154400 79154600 79154800	29 36 42 32 40 50	
------------	--	--	--------------------------------------	--

단위:mm

SINGLE

Hoods/Housing

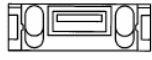


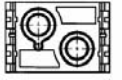








H-B 48

구분	품번 low	품번 high	PG/M	도면
Panel 	10161000 10152000	 <p>단위:mm</p>		
Surface mount 2cable입구   1cable입구  	10166000 10166100 19166000 19166100 10168000 10168100 19168000 19168100 10165000 10165100 19165000 19165100 10167000 10167100 19167000 19167100	29 36 32 40 29 36 32 40 29 36 32 40		
Single				

Housings

Modular Connector

Module

Module	품명	male	female	Frame	핀수	전압	전류
Profibus DP	M  F 	10390400	10390500	MCR6/10/16/24 63페이지 스크류	2+screen	30[V]	1[A]
High Current	M  F 	10344100 10344600	10345100 10345600	MCR16/24 63페이지 스크류	2 1+PE	1000[V] 1000[V]	82[A] 82[A]
High Voltage	  Plug PE Receptacle PE	10383200	10383300	MCR6/10/16/24 63페이지 압착 MC2.5날개핀 65페이지	4+PE	1000[V]	16[A]
High Voltage	M  F 	10399800	10399900	MCR6/10/16/24 63페이지 압착 MC3.6 통핀 65페이지	3	1000[V]	50[A]
Koax	M  F 	10399200	10399300	MCR6/10/16/24 63페이지 압착 MCKoax 66페이지	3	250[V]	50[Ohm]
HE	M  F 	10399000	10399100	MCR6/10/16/24 63페이지 압착 BE2.5통핀 4페이지	4	630[V]	25[A]



Modular Connector

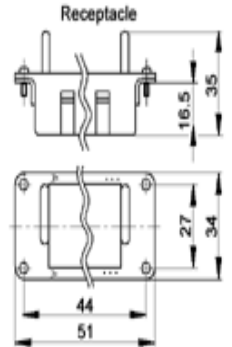
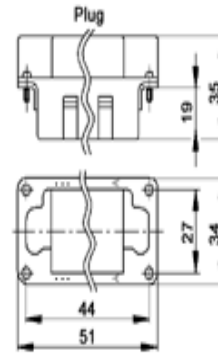
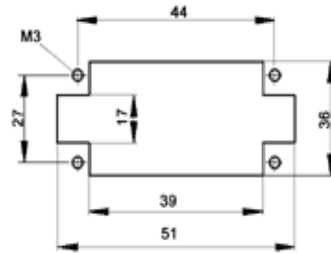

Frame

Frame	Housing	male	female	도면
-------	---------	------	--------	----

MCR6 : module 2개 조합

H-B 6
7-8 페이지

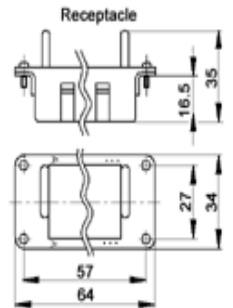
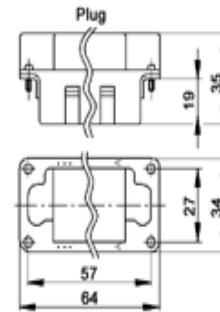
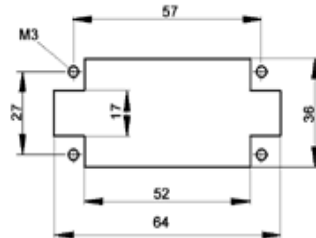
10381000 10381100



MCR10 : module 3개 조합

H-B 10
14-19 페이지

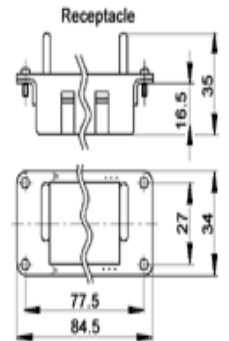
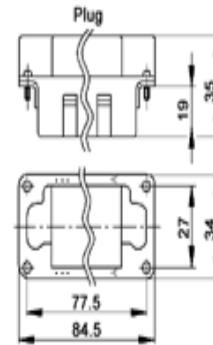
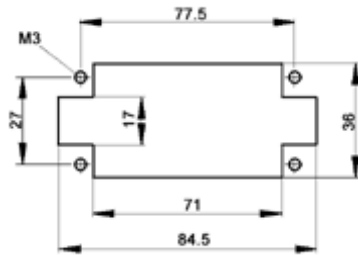

10381200 10381300



MCR16 : module 5개 조합

H-B 16
27-32 페이지

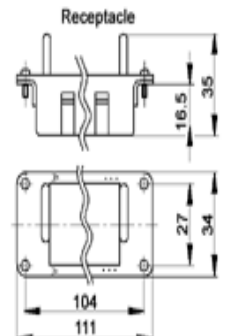
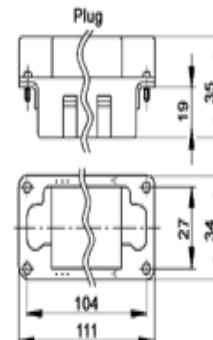
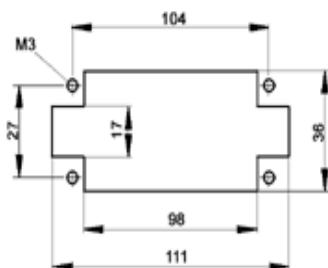

10381400 10381500



MCR24 : module 7개 조합

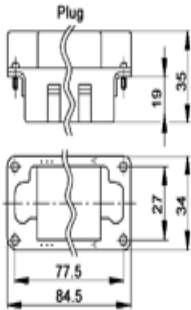
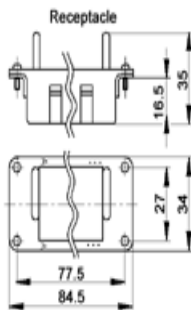

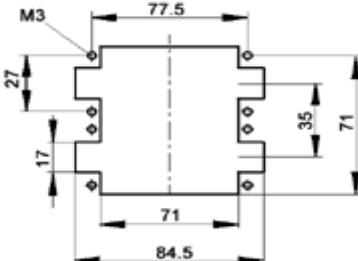
H-B 24
40-45 페이지

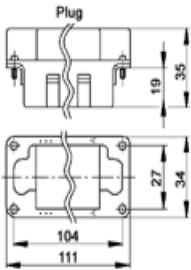
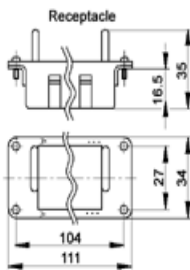

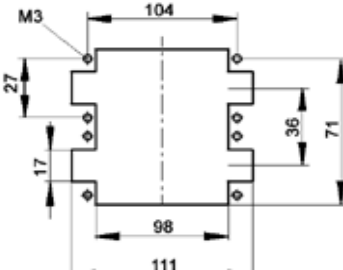
10381600 10381700



Modular Connector



Frame

Frame	Housing	male	female	도면	
MCR32:module 10개 조합	H-B 32 52-53 페이지	10381400(X2)	10381500(X2)		
					

MCR48 :module 14개 조합	H-B 48 59-60 페이지	10381600(X2)	10381700(X2)		
					

Modular Connector

Module 제거기

Module 제거기	Part number	
	11171200	

Modular connector 조합 샘플

Modular Connector

Pin

핀 type	wire 직경 표시 (mm ²)	Male part	피복mm	Female part	피복mm	포장단위	도면	
<p>MC 2.5 통핀 은도금(통핀)</p>	0.5	1121300C	7.8	1121800C	7.8	100		
	0.75-1.0	1	1121310C	7.8	1121810C	7.8		100
	1.5	2	1121320C	7.8	1121820C	7.8		100
	2.5	3	1121330C	7.8	1121830C	7.8		100
	4.0		1121340C	7.8	1121840C	7.8		100

<p>MC 3.6 통핀 은도금(통핀)</p>	1.5	1121070C	10	1121570C	10	100	
	2.5	1121060C	10	1121560C	10	100	
	4.0	1121000C	10	1121500C	10	100	
	6.0	1121010C	10	1121510C	10	100	
	10.0	1121020C	10	1121520C	10	100	

<p>HD 1.6 날개핀 은도금(날개핀)</p>	0.14-0.5	11241100	2.5+0.5	11231100	2.5+0.5	100	
	0.5-1.5	11221100	2.5+0.5	11236100	2.5+0.5	100	
	1.5-2.5	11223500	2.5+0.5	11228500	2.5+0.5	100	
<p>금도금(날개핀)</p>	0.14-0.5	11243100	2.5+0.5	11233100	2.5+0.5	100	
	0.5-1.5	11221300	2.5+0.5	11238100	2.5+0.5	100	

<p>MC 2.5 날개핀</p>	0.5-1.5	11201000	3.5+0.5	11205000	3.5+0.5	100	
	1.5-2.5	11202000	3.5+0.5	11206000	3.5+0.5	100	

부 품	Pin 제거기	압착기	Wire 직경	압착 다이	locator
-----	---------	-----	---------	-------	---------



Tool box 포함



MC2.5 통핀	11171000	11147000	0.5-4.0 mm ²	11147100	11147200
MC3.6 통핀	11171100		1.5-2.5 mm ² 4.0-10.0 mm ²	11147110 11147120	11147210
HD1.6 날개핀	11161000	11147000	0.14-0.5 mm ² 0.5-1.5 mm ² 1.5-2.5 mm ²	11147170 11147180 11147190	11147300
MC2.5 날개핀	11160000		0.5-1.5 mm ² 1.5-2.5 mm ²	11147180 11147190	

Modular Connector

Pin

핀 type	wire 직경 표시 (mm ²)	Male part 피복mm	Female part 피복mm	포장단위	도	면
MD 1.0 날개핀 금도금(날개핀)	0.08-0.2	11302500	11302700	300		
	0.2-0.52	11302600	11302800	300		



MC KOAX

RG58

11214200

11219200

1



부 품

Pin 제거기

압착기

Wire 직경

압착 다이



Tool box 포함

MD1.0 날개핀

11132500

11158400

0.08-0.56 mm²



Tool box 포함

MC KOAX

11171100


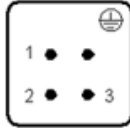
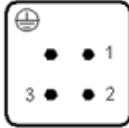
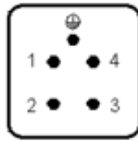
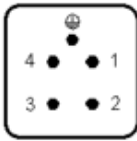
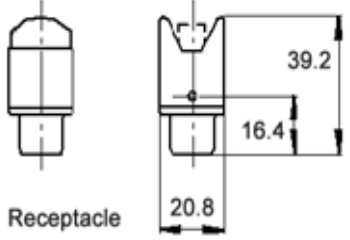
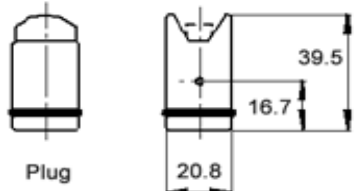
11147000

RG58




11147130

H-A 3/4 400V 10 A 3/4+PE

절연체	품명	male	female	도	면
스크류 	H-A 3 SS H-A 3 BS	10420000	10421000	Plug 	Receptacle 
	H-A 4 SS H-A 4 BS	10431000	10432000	Plug 	Receptacle 
				Receptacle 	
				Plug 	



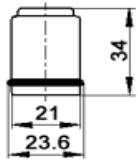


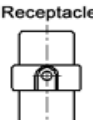
드라이버	품명	품번
------	----	----


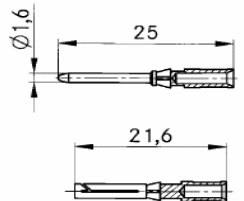
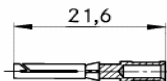



	+ 드라이버	75011500
	- 드라이버	75011600

Hood housing

72 페이지

H-D 7 plastic housing 250V 10 A 7+PE

절연체	품명	male	female	도면	
<div style="font-size: 2em; font-weight: bold;">압착</div>  <p>H-D 1.6 통핀</p>	H-D 7 SCM	11250500 통핀 type	11251500 통핀type		
	H-D 7 BCM			 	

핀 type	wire 직경(mm ²)	male	female	도면	
<div style="font-size: 1.2em; font-weight: bold;">은도금(통)</div> 	0.14-0.37	13162000	13163000		
	0.5	13162100	13163100		
	0.75-1.0	13162200	13163200		
	1.5	13162300	13163300		
	2.5	13162400	13163400		
<div style="font-size: 1.2em; font-weight: bold;">금도금(통핀)</div> 	0.14-0.37	13162500	13163500		
	0.5	13162600	13163600		
	0.75-1.0	13162700	13163700		
	1.5	13162800	13163800		
	2.5	13162900	13163900		

Wire 직경 mm ²	직경 표시	도체 노출
0.14-0.37 mm ²	1	8mm
0.5 mm ²	2	8mm
0.75-1.0 mm ²	3	8mm
1.5 mm ²	4	8mm
2.5 mm ²	5	8mm



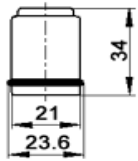
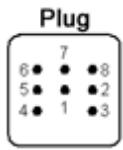
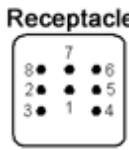
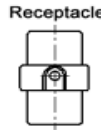
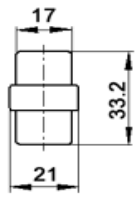
Pin 제거기	압착기	Wire 직경	압착 다이	locator
		0.14-2.5 mm ²		
11161000	11147000		11147100	11147200


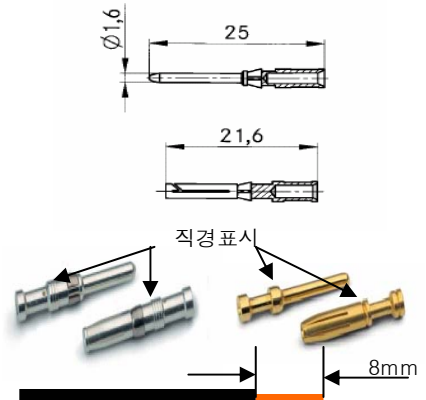

Tool box 포함

Hood housing

72 페이지

H-D 8 250V 10 A 8

절연체	품명	male	female	도면	
<div style="font-size: 2em; font-weight: bold;">압착</div>  <p>H-D 1.6 통핀</p>	H-D 8SCM	11252500 통핀 type	11253500 통핀 type		
	H-D 8BCM			 	 

핀 type	wire 직경(mm ²)	male	female	도면	
<div style="font-size: 1.2em; font-weight: bold;">은도금(통)</div> 	0.14-0.37	13162000	13163000		
	0.5	13162100	13163100		
	0.75-1.0	13162200	13163200		
	1.5	13162300	13163300		
	2.5	13162400	13163400		
<div style="font-size: 1.2em; font-weight: bold;">금도금(통핀)</div> 	0.14-0.37	13162500	13163500		
	0.5	13162600	13163600		
	0.75-1.0	13162700	13163700		
	1.5	13162800	13163800		
	2.5	13162900	13163900		

Wire 직경 mm ²	직경 표시	도체 노출
0.14-0.37 mm ²	1	8mm
0.5 mm ²	2	8mm
0.75-1.0 mm ²	3	8mm
1.5 mm ²	4	8mm
2.5 mm ²	5	8mm

Pin 제거기	압착기	Wire 직경	압착 다이	locator
		0.14-2.5 mm ²		
11161000	11147000		11147100	11147200

Tool box 포함

Hood housing

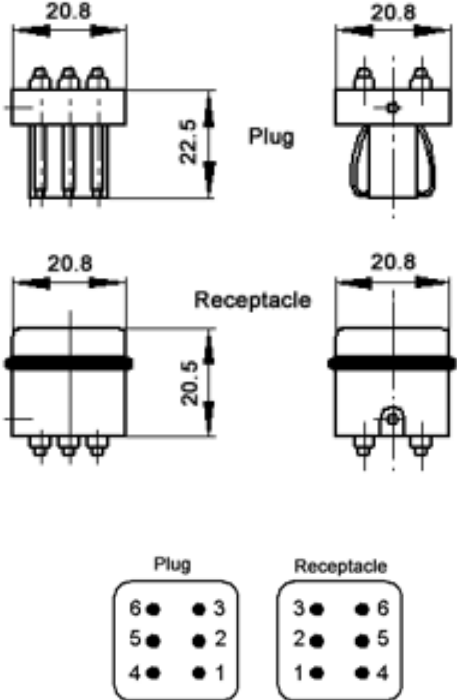
➔

72 페이지


STA 6

60V 10 A

6

절연체	품명	male	female	도면
스크류	STA 6 FS STA 6 SS	10488100	10486100	
Solder	STA 6 FL STA 6 SL	10487200	10485200	

드라이버	품명	품번
------	----	----

	+ 드라이버	75011500
	- 드라이버	75011600

Hood housing

72 페이지

HQ5

230V 16 A

5+PE

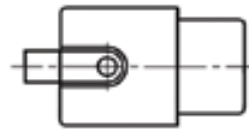
절연체	품명	male	female	도	면
-----	----	------	--------	---	---

스크류

HQ 5 SC
HQ 5 BS

10431500

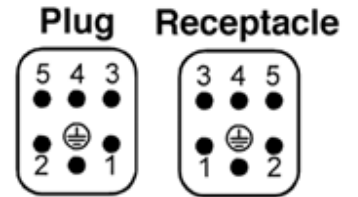
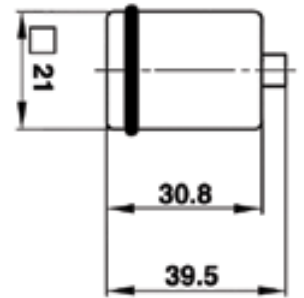
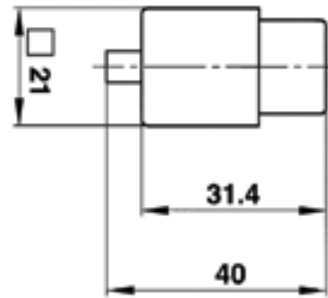
10432500



Receptacle



Plug



드라이버	품명	품번
------	----	----



+ 드라이버

75011500

- 드라이버

75011600


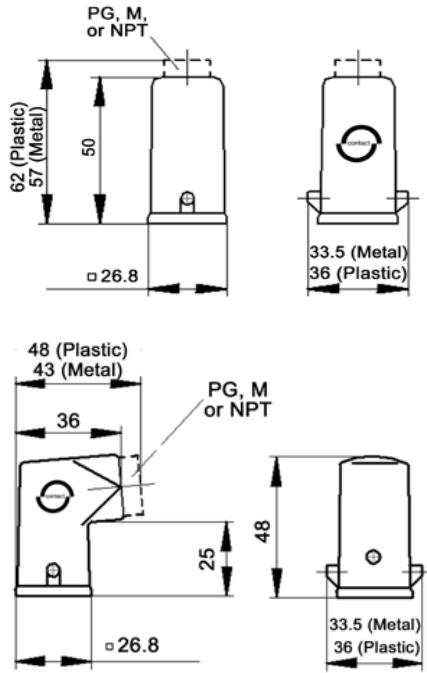

Hood housing

72 페이지

Hoods/Housing


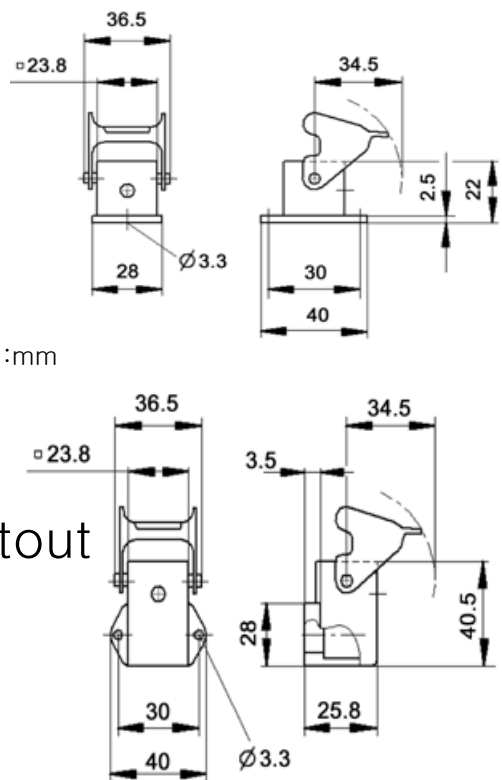

H-A3

HOODS

구분	품번	재질, 색깔	PG	도면
top entry 	10512100	Zinc die cast/회색	11	
	10425500	플라스틱/검정	11	
side entry 	10427000	플라스틱/회색	11	
	10427500	Zinc die cast/회색 Cable grand포함	11	

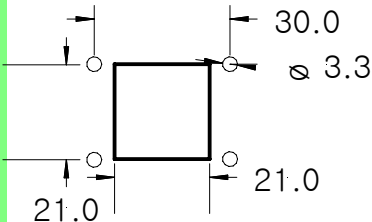
단위:mm

HOUSINGS

Panel mount 	10422500	Zinc die cast/회색	
	10422200	플라스틱/검정	
	10423500	Zinc die cast/회색	
	10423100	플라스틱/검정	

단위:mm

H A 3 panel cutout



H-A 10

250V 16 A

10+PE

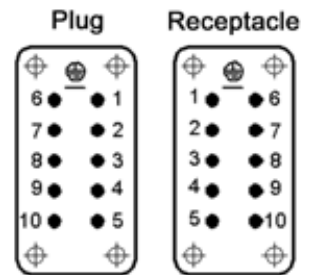
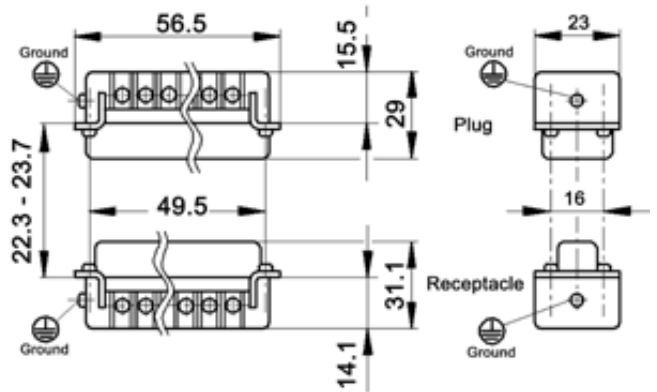
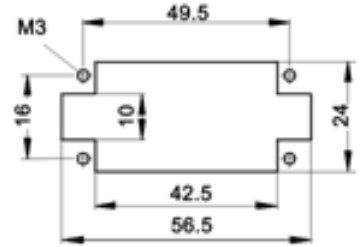
절연체	품명	male	female	도면
-----	----	------	--------	----

스크류

H-A 10 SS
H-A 10 BS

10440100

10441100



드라이버	품명	품번
------	----	----



+ 드라이버

75011500

- 드라이버

75011600


Hood housing

76-77 페이지

H-D 15 250V 10 A 15+PE

절연체	품명	male	female	도면
-----	----	------	--------	----

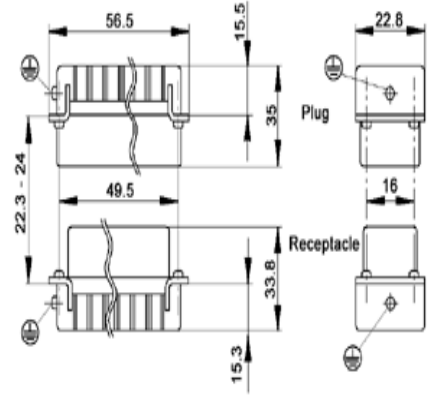
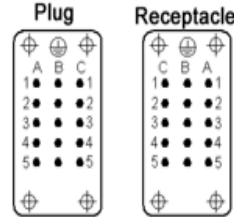
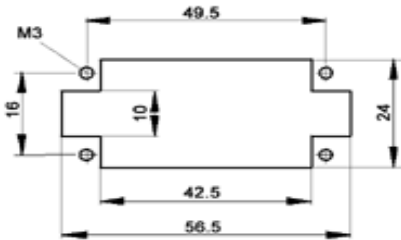
압착



H-D 15 SCM
H-D 15BCM

11283200
통핀 type

11282200
통핀 type



H-D 1.6 통핀

핀 type	wire 직경(mm ²)	male	female	도면
--------	---------------------------	------	--------	----

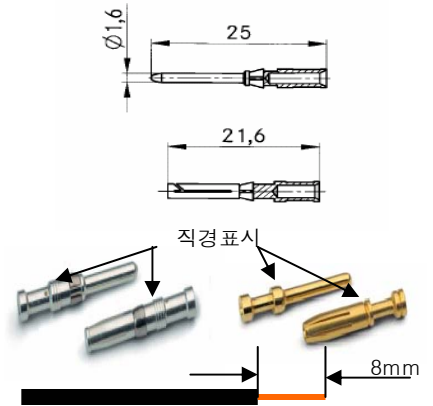
은도금(통)



금도금(통핀)



0.14-0.37	13162000	13163000
	13162100	13163100
	13162200	13163200
	13162300	13163300
	13162400	13163400
0.14-0.37	13162500	13163500
	13162600	13163600
	13162700	13163700
	13162800	13163800
	13162900	13163900



Wire 직경 mm ²	직경 표시	도체 노출
0.14-0.37 mm ²	1	8mm
0.5 mm ²	2	8mm
0.75-1.0 mm ²	3	8mm
1.5 mm ²	4	8mm
2.5 mm ²	5	8mm

Pin 제거기	압착기	Wire 직경	압착 다이	locator
---------	-----	---------	-------	---------



11161000	11147000	0.14-2.5 mm ²	11147100	11147200
----------	----------	--------------------------	----------	----------

Tool box 포함

Hood housing

76-77 페이지

STA 14

60V 10 A

14

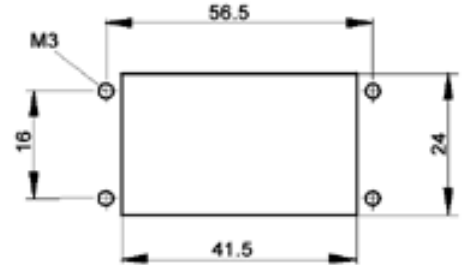
절연체	품명	male	female	도면
-----	----	------	--------	----

스크류

STA 14 FS
STA 14 SS

10493100

10491100


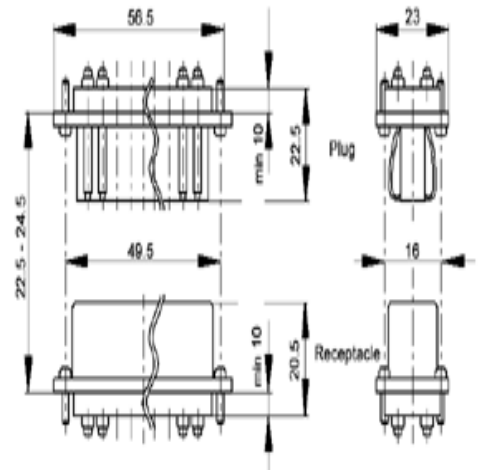


Solder

STA 14 FL
STA 14 SL

10492200

10490200



드라이버	품명	품번
------	----	----



+ 드라이버

75011500

- 드라이버

75011600


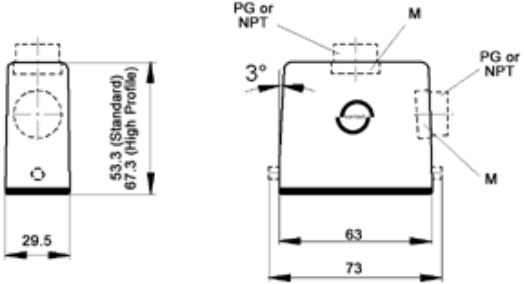
Hood housing


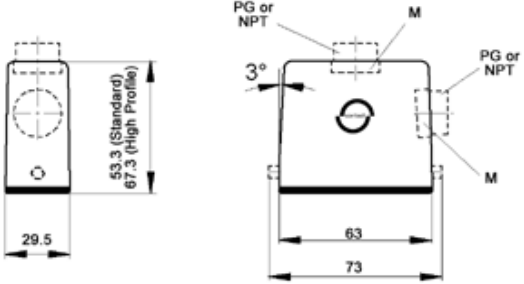
76-77 페이지

Hoods/Housing

H-A 10

HOODS

구분	품번 low	품번 high	PG/M	도면
top entry 	10446000		13.5	
	10446100	70460200	16	
		70460400	21	
	19446000	79460200	20	
	19446100	79460400	25	

side entry 	10445000	70462200	16	
	10445500	70462400	21	
	19445000	79462200	20	
	19445500	79462400	25	

단위:mm

Single

Hoods/Housing

H-A 10

Housings

H-A 16

250V 16 A

16+PE


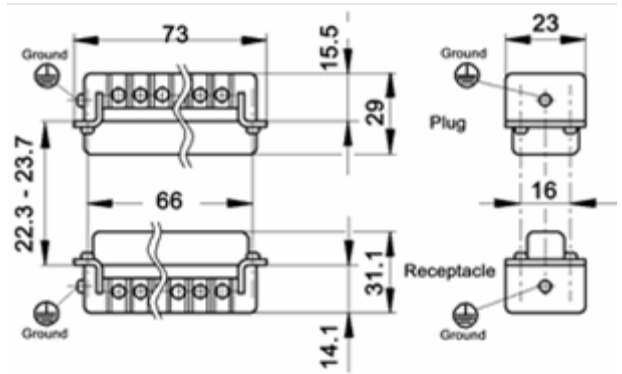
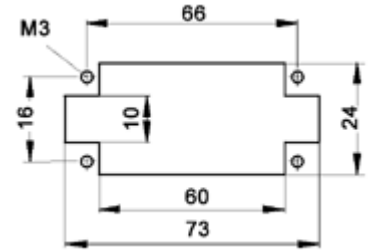

절연체	품명	male	female	도면
-----	----	------	--------	----

스크류

H-A 16 SS
H-A 16 BS

10530000

10531000



드라이버	품명	품번
------	----	----



+ 드라이버

75011500

- 드라이버

75011600

Hood housing
81-82 페이지

H-D 25

250V 10 A

25+PE

절연체	품명	male	female	도면
압착	H-D 25SCM	11283300 통핀 type	11282300 통핀 type	
	H-D 25BCM			
H-D 1.6 통핀				

핀 type	wire 직경(mm ²)	male	female	도면
은도금(통)	0.14-0.37	13162000	13163000	
	0.5	13162100	13163100	
	0.75-1.0	13162200	13163200	
	1.5	13162300	13163300	
	2.5	13162400	13163400	
금도금(통핀)	0.14-0.37	13162500	13163500	
	0.5	13162600	13163600	
	0.75-1.0	13162700	13163700	
	1.5	13162800	13163800	
	2.5	13162900	13163900	

Wire 직경 mm ²	직경 표시	도체 노출
0.14-0.37 mm ²	1	8mm
0.5 mm ²	2	8mm
0.75-1.0 mm ²	3	8mm
1.5 mm ²	4	8mm
2.5 mm ²	5	8mm

Pin 제거기	압착기	Wire 직경	압착 다이	locator
		0.14-2.5 mm ²		
11161000	11147000		11147100	11147200

Tool box 포함

Hood housing

➔

81-82 페이지

STA 20

60V 10 A

20

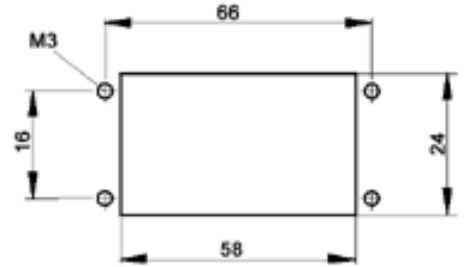
절연체	품명	male	female	도면
-----	----	------	--------	----

스크류

STA 20 FS
STA 20 SS

10503100

10501100


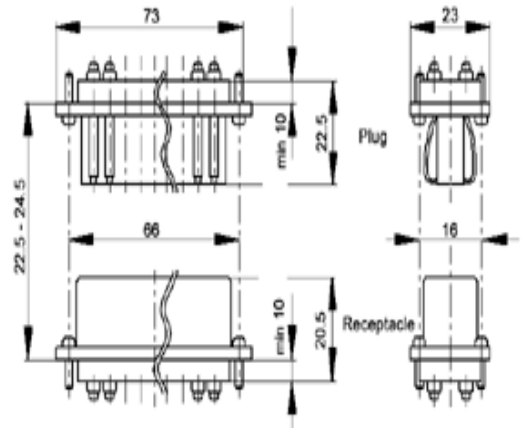


Solder

STA 20 FL
STA 20 SL

10502200

10500200



드라이버	품명	품번
------	----	----



+ 드라이버

75011500

- 드라이버


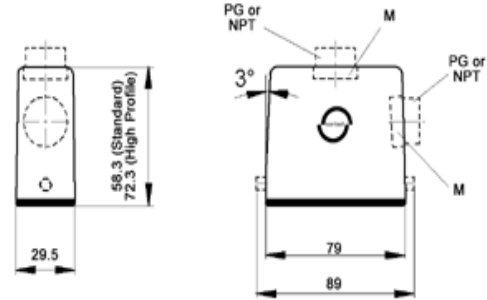
75011600


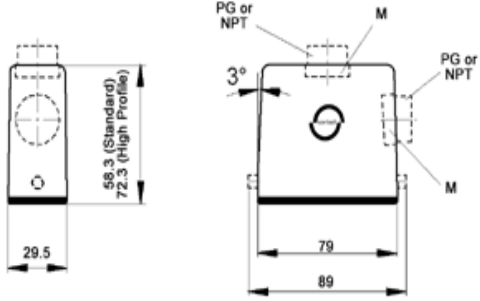
Hood housing
81-82 페이지

Hoods/Housing

H-A 16

HOODS

구 분	품 번 low	품 번 high	PG/M	도 면
top entry 	10565000	70490200	16	
	10565300	70490400	21	
	19565000	79490200	20	
	19565300	79490400	25	

side entry 	10564000	70492200	16	
	10564500	70492400	21	
	19564000	79492200	20	
	19564500	79492400	25	

단위:mm

Single

Hoods/Housing

H-A 16

Housings

단위:mm

H-A 32

250V 16 A

32+PE



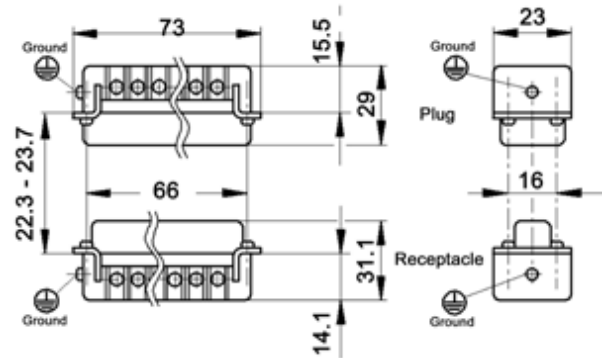
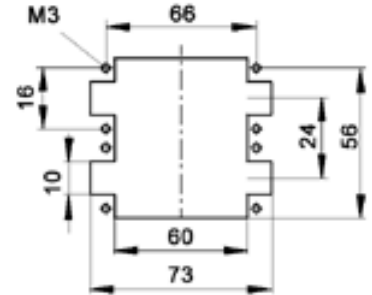

절연체	품명	male	female	도면
-----	----	------	--------	----

스크류

H-A 16 SS 1-16
17-32
H-A 16 BS 1-16
17-32

10530000
10540000

10531000
10541000



드라이버	품명	품번
------	----	----



+ 드라이버

75011500

- 드라이버

75011600

Hood housing

85-86 페이지

H-D 50 250V 10 A 50+PE

절연체	품명	male	female	도면
-----	----	------	--------	----

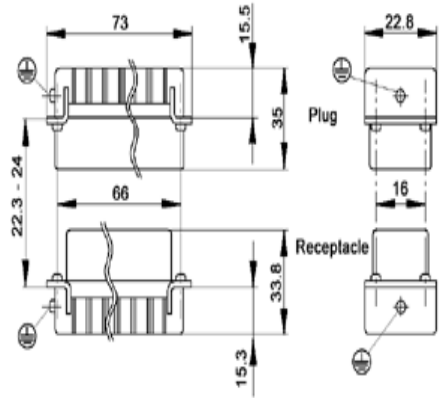
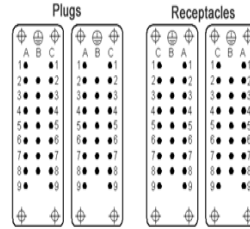
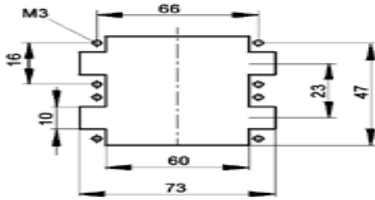
압착



H-D 50SCM
H-D 50BCM

11283300(2X)
통핀TYPE

11282300(2X)
통핀type



H-D 1.6 통핀

핀 type	wire 직경(mm ²)	male	female	도면
--------	---------------------------	------	--------	----

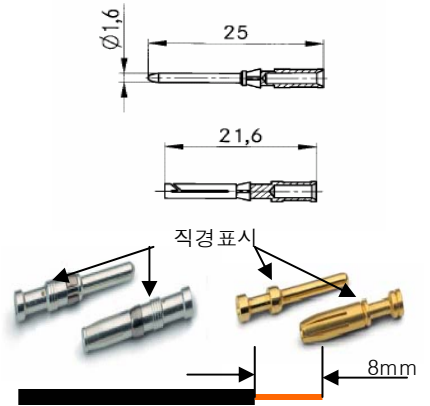
은도금(통)



금도금(통핀)



은도금(통)	0.14-0.37	13162000	13163000
	0.5	13162100	13163100
	0.75-1.0	13162200	13163200
	1.5	13162300	13163300
	2.5	13162400	13163400
금도금(통핀)	0.14-0.37	13162500	13163500
	0.5	13162600	13163600
	0.75-1.0	13162700	13163700
	1.5	13162800	13163800
	2.5	13162900	13163900



Wire 직경 mm ²	직경 표시	도체 노출
0.14-0.37 mm ²	1	8mm
0.5 mm ²	2	8mm
0.75-1.0 mm ²	3	8mm
1.5 mm ²	4	8mm
2.5 mm ²	5	8mm

Pin 제거기	압착기	Wire 직경	압착 다이	locator
---------	-----	---------	-------	---------



11161000 11147000 0.14-2.5 mm² 11147100 11147200

Tool box 포함


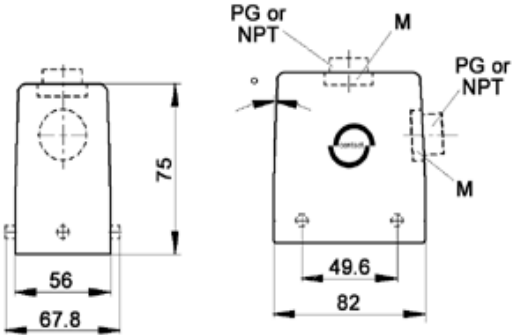
Hood housing


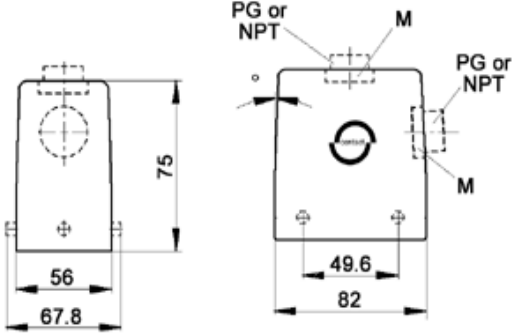
85-86 페이지

Hoods/Housing

H-A 32

HOODS

구 분	품 번 low	품 번 high	PG/M	도 면
top entry 	10582000 10583000 19582000 19583000 79520600		21 29	
			25 32 40	

side entry 	10576000 10577000 19576000 19577000 19577500		21 29	
			25 32 40	

단위:mm

Double

Hoods/Housing

H-A 32

Housings


H-A 48

250V 16 A

48+PE

절연체	품명	male	female	도면
-----	----	------	--------	----

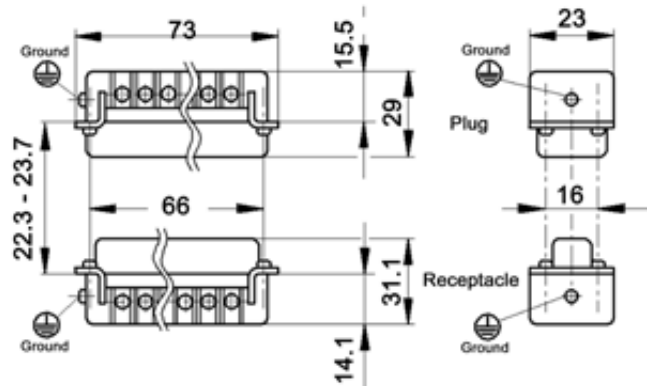
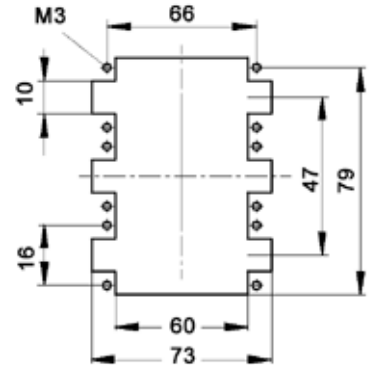
스크류




H-A 16 SS 1-16
17-32
33-48
H-A 16 BS 1-16
17-32
33-48

10530000
10540000
10540100


10531000
10541000
10541100



Plugs



Receptacles



드라이버	품명	품번
------	----	----



+ 드라이버
- 드라이버


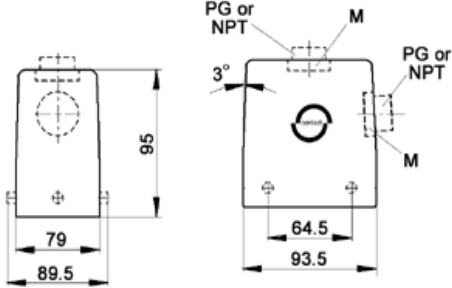

75011500
75011600

Hood housing
88-89 페이지

Hoods/Housing


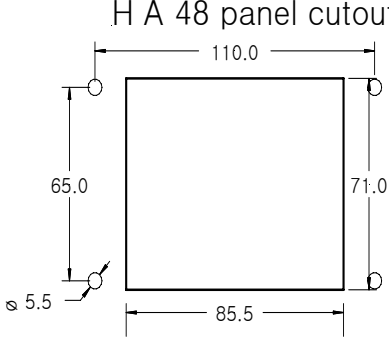
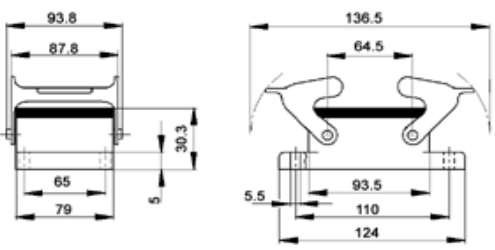


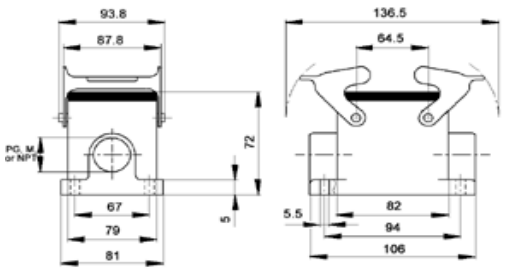
H-A 48

HOODS

구 분	품 번 low	품 번 high	PG/M	도 면
top entry 	10631800 19631800 19636600		29 32 40	
side entry 				10630800 19630800 19635600
Double				

Hoods/Housing

H-A 48

구 분	품 번 low	품 번 high	PG/M	도 면
<p>Panel</p> 	<p>10625500</p>	<p>H A 48 panel cutout</p> 		 <p>단위:mm</p>
<p>Surface mount</p> <p>2cable입구</p>  <p>PG / M</p> <p>1cable입구</p> 	<p>19639600</p> <p>10633800</p> <p>19633800</p> <p>19638600</p>		<p>40</p> <p>29</p> <p>32</p> <p>40</p>	
<p>Double</p>				

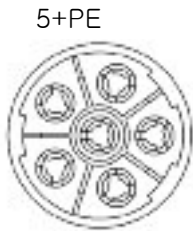
Housings

TYPE

방수:10h/1m

CIRCON

LS1



91-93페이지

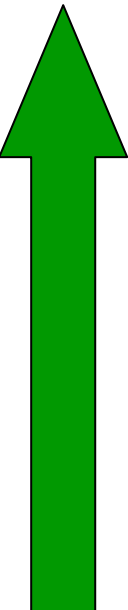
1mm핀
250[V]7[A]
2mm핀
630[V]22[A]



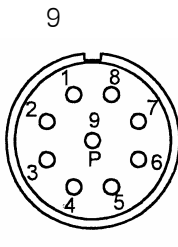
94-97페이지

1mm핀
250[V]7[A]
2mm핀
630[V]22[A]

보호
등급
IP68




M23



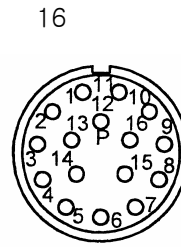
150[V]7[A]

98-101페이지



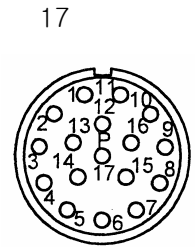
100[V]7[A]

98-101페이지



100[V]7[A]

98-101페이지

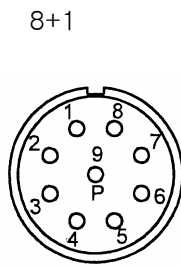


50[V]7[A]

98-101페이지


ZYLIN

R 2.5



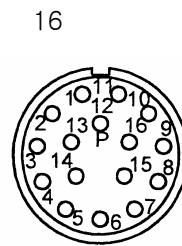
AC24[V]DC60[V]
] 7.5[A]solder
7.5[A]solderpin

102-106페이지



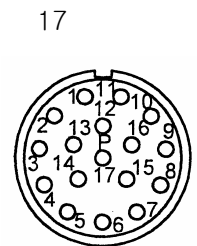
AC24[V]DC60[V]
] 7.5[A]solder
7.5[A]solderpin

102-106페이지




AC24[V]DC60[V]
] 7.5[A]solder
7.5[A]solderpin

102-106페이지

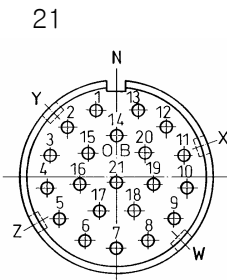


AC24[V]DC60[V]
] 7.5[A]solder
주름:solderpin

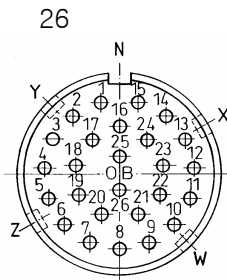
102-106페이지



R 3.0



AC24[V]DC60[V]
] 7.5[A]solder



AC24[V]DC60[V]
] 7.5[A]solder

보호
등급
IP65

WIRE 결선방식

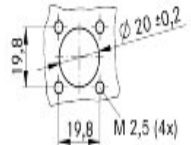
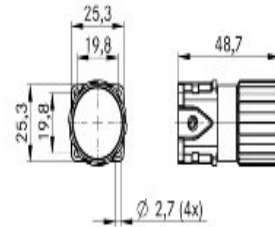
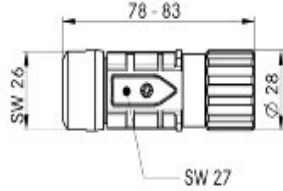
압착 슬더링

female

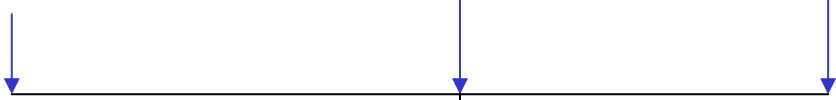
D6
cable짧은형
93 page

D6
cable표준형
93 page

A6
panel
93 page



No image



male



No image



A1
panel
92 page

G4
panel-nut
92 page

F6
cable
92 page

F7
cable-nut
92 page

LS1
power
5+PE

1mm핀
250[V]
7[A]

2mm핀
630[V]
22[A]

원형 코넥터 LS1

630[V]22[A]

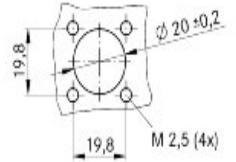
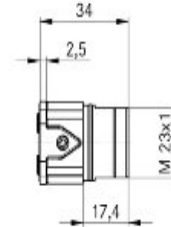
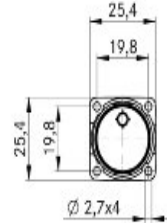
5+PE

구분	품번	핀 포함	핀수	포장단위	도면
----	----	------	----	------	----

A1
panel

76003000
76003510

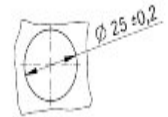
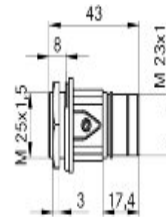
2mm6개 포함 5+PE 5
핀없음 5+PE 20



G4
panel-nut

76153100
76153610

2mm6개 포함 5+PE 5
핀없음 5+PE 20

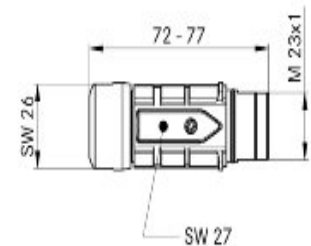


F6
cable

73000012
73000013
73000014
73000015

2mm6개 포함 5+PE 5 8.5-11
2mm6개 포함 5+PE 5 10.5-15.5
핀없음 5+PE 20 8.5-11
핀없음 5+PE 20 10.5-15.5

Clamp 범위

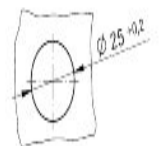
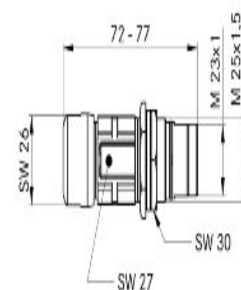


F7
cable-nut

73000020
73000021
73000022
73000023

2mm6개 포함 5+PE 5 8.5-11
2mm6개 포함 5+PE 5 10.5-15.5
핀없음 5+PE 20 8.5-11
핀없음 5+PE 20 10.5-15.5

Clamp 범위



원형 코넥터 LS1

630[V]22[A]

5+PE

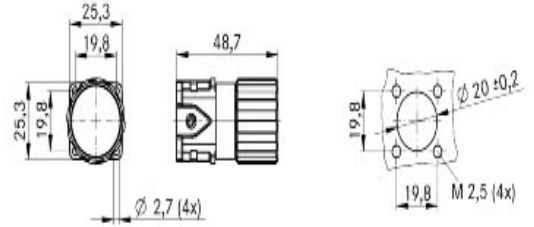
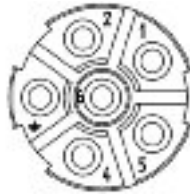
구분	품번	핀 포함	핀수	포장단위	도면
----	----	------	----	------	----

A6
panel

76083000
76083510

2mm6개 포함
핀없음

5+PE 5
5+PE 20



D6
cable짧은형

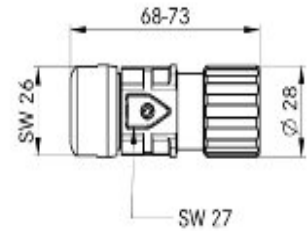
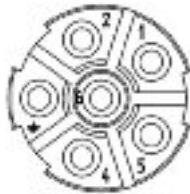
73000028
73000029
73000030
73000031

2mm6개 포함
2mm6개 포함
핀없음
핀없음

5+PE 5
5+PE 5
5+PE 20
5+PE 20

Clamp 범위

8.5-11
10.5-15.5
8.5-11
10.5-15.5



D6
cable표준형

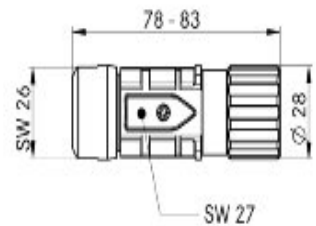
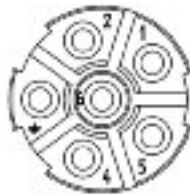
73000004
73000005
73000006
73000007

2mm6개 포함
2mm6개 포함
핀없음
핀없음

5+PE 5
5+PE 5
5+PE 20
5+PE 20

Clamp 범위

8.5-11
10.5-15.5
8.5-11
10.5-15.5

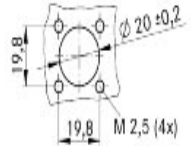
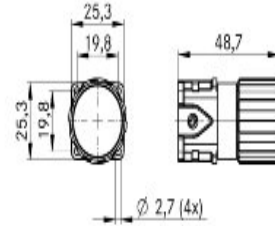
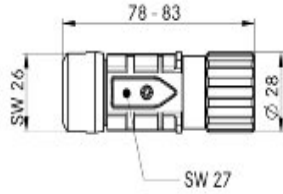
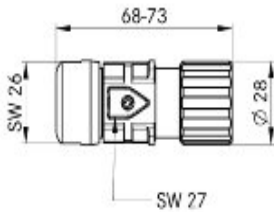


female

D6
cable짧은형
96 page

D6
cable표준형
96 page

A6
panel
96 page



No image

LS1
power
3+PE
+4

2mm핀
630[V]
22[A]

1mm핀
250[V]
7[A]

male



No image



A1
panel
95 page

G4
panel-nut
95 page

F6
cable
95 page

F7
cable-nut
95 page

원형 코넥터 LS1

630[V]22[A] & 250[V]7[A]

3+PE+4

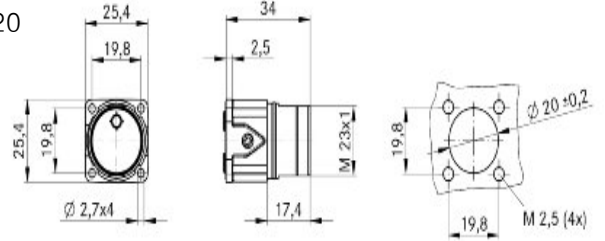
구분	품번	핀포함	핀수	포장단위	도면
----	----	-----	----	------	----

A1 panel

76004000
76004510

2mm, 1mm 4개씩 포함
핀없음

3+PE+4 5
3+PE+4 20

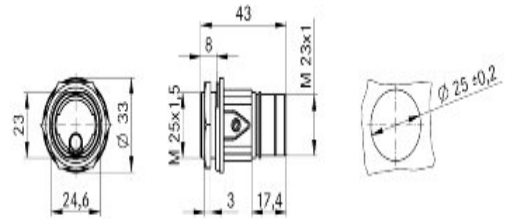


G4 panel-nut

76154100
76154610

2mm, 1mm 4개씩 포함
핀없음

3+PE+4 5
3+PE+4 2



F6 cable

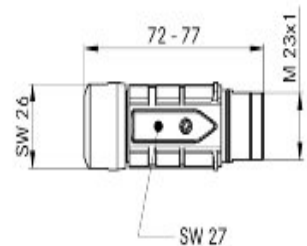
73000008
73000009
73000010
73000011

2mm, 1mm 4개씩 포함
2mm, 1mm 4개씩 포함
핀없음
핀없음

3+PE+4 5
3+PE+4 5
3+PE+4 20
3+PE+4 20

Clamp 범위

8.5-11
10.5-15.5
8.5-11
10.5-15.5



F7 cable-nut

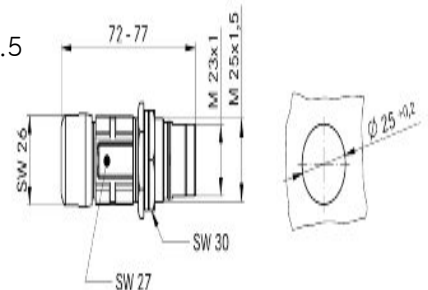
73000016
73000017
73000018
73000019

2mm, 1mm 4개씩 포함
2mm, 1mm 4개씩 포함
핀없음
핀없음

3+PE+4 5
3+PE+4 5
3+PE+4 20
3+PE+4 20

Clamp 범위

8.5-11
10.5-15.5
8.5-11
10.5-15.5



원형 코넥터 LS1

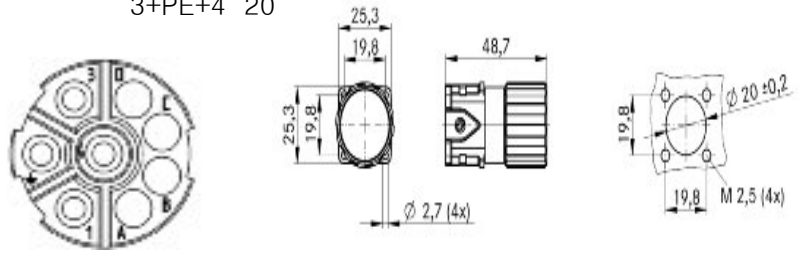
630[V]22[A] & 250[V]7[A]

3+PE+4

구분	품번	핀 포함	핀수	포장단위	도면
----	----	------	----	------	----

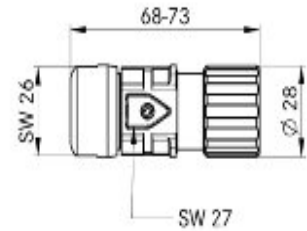
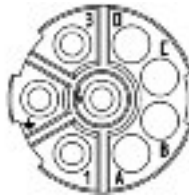
A6
panel

76084000	2mm, 1mm 4개씩 포함	3+PE+4	5
76084510	핀없음	3+PE+4	20



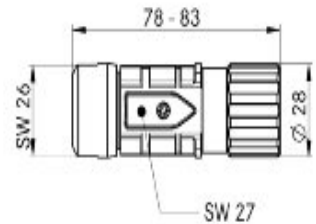
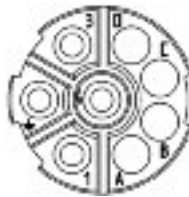
D6
cable 짧은형

73000024	2mm 6개 포함	3+PE+4	5	Clamp 범위
73000025	2mm 6개 포함	3+PE+4	5	8.5-11
73000026	핀없음	3+PE+4	20	10.5-15.5
73000027	핀없음	3+PE+4	20	8.5-11
		3+PE+4	20	10.5-15.5



D6
cable 표준형

73000000	2mm, 1mm 4개씩 포함	3+PE+4	5	Clamp 범위
73000001	2mm, 1mm 4개씩 포함	3+PE+4	5	8.5-11
73000002	핀없음	3+PE+4	20	10.5-15.5
73000003	핀없음	3+PE+4	20	8.5-11
		3+PE+4	20	10.5-15.5



원형 코넥터 LS1 **630[V]22[A] & 250[V]7[A]**

핀 type	핀외경	wire (mm ²)	male	female	포장단위	model
LS1 A 금도금	1mm	0.14-1.0	74033000		100	A1
			74034000		100	F6/7
				74033500	100	D6
				74034500	100	D6 hyper boloid(고급형)

	2mm	0.5-2.5	74033100		100	A1
			74034100		100	F6/F7
				74034600	100	D6 hyper boloid(고급형)

Pin 제거기

압착기

locator

CAP



75017400 1mm
75017500 2mm



11148000

Tool box 포함



11148300



75018210 metal screw cap A1



75018310 metal screw cap A1, F6, F7



75007710 plastic보호 cap D6



75007810 plastic보호 cap A1, F6, F7

원형 코넥터 M23

50-150[V]7[A]

HOUSING

D6 cable표준형 99 page



female

절연체



100 page

Female pin

101 page

PIN

male pin

101 page

절연체



100 page

male

HOUSING



A1 panel 99 page



F6 cable 99 page

M23

1mm핀
7[A]

절연체기준
9핀:150[V]
12핀:100[V]
16핀:100[V]
17핀:50[V]

Housings

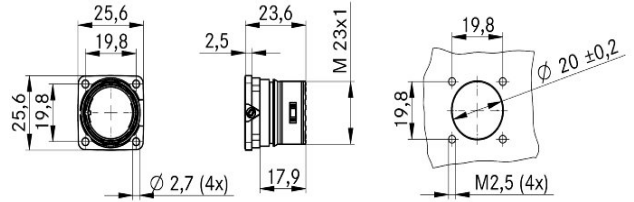
구분	품번	코딩	핀 포함	포장단위	도면
----	----	----	------	------	----

A1

panel



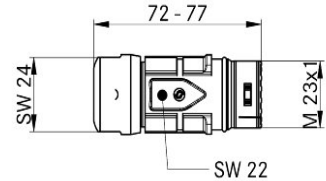
72004000	N 검정	핀없음	5	
72004010	N 검정	핀없음	20	
72004200	+20° 빨강	핀없음	5	
72004210	음		20	
72004100	+20° 빨강	핀없음	5	
72004110	음		20	
	-20° 파랑	핀없음		
	음			
	-20° 파랑	핀없음		
	음			



F6
cable

72064030	N 검정	핀없음	5	7-10
72064020	N 검정	핀없음	20	7-10
72064000	N 검정	핀없음	5	9.5-13.5
72064010	N 검정	핀없음	20	9.5-13.5
72064230	+20° 빨강	핀없음	5	7-10
72064220	음		20	7-10
72064200	+20° 빨강	핀없음	5	9.5-13.5
72064210	음		20	9.5-13.5
72064130	+20° 빨강	핀없음	5	7-10
72064120	음		20	7-10
72064100	+20° 빨강	핀없음	5	9.5-13.5
72064110	음		20	9.5-13.5

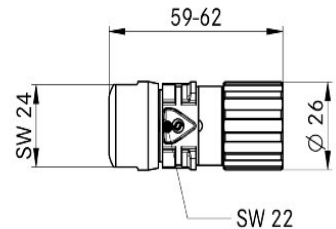
Clamp range



D6
cable

72044030	N 검정	핀없음	5	7-10
72044020	N 검정	핀없음	20	7-10
72044000	N 검정	핀없음	5	9.5-13.5
72044010	N 검정	핀없음	20	9.5-13.5
72044230	+20° 파랑	핀없음	5	7-10
72044220	음		20	7-10
72044200	+20° 파랑	핀없음	5	9.5-13.5
72044210	음		20	9.5-13.5
72044130	+20° 파랑	핀없음	5	7-10
72044120	음		20	7-10
72044100	+20° 파랑	핀없음	5	9.5-13.5
72044110	음		20	9.5-13.5

Clamp range







원형 코넥터 M23

50-150[V]7[A]

9,12,16,17

절연체 P part 반시계방향

핀수	절연체	포장 단위	절연체(핀없음)	절연체(male 솔더핀)	절연체(female 솔더핀)
9		5 20	73002724 73002725	73002726 73002727	73002728 73002729
12		5 20	73002712 73002713	73002714 73002715	73002716 73002717
16		5 20	73002700 73002701	73002702 73002703	73002704 73002705
17		5 20	73008000 73008010	73028000 73028010	73018000 73018010
			group A	group B	group C

절연체 E part 시계방향

핀수	측면도	포장 단위	절연체(핀없음)	절연체(male 솔더핀)	절연체(female 솔더핀)
9		5 20	73002730 73002731	73002732 73002733	73002734 73002735
12		5 20	73002718 73002719	73002720 73002721	73002722 73002723
16		5 20	73002706 73002707	73002708 73002709	73002710 73002711
17		5 20	73008500 73008510	73018500 73018510	73028500 73028510
			group D	group E	group F

절연체 구성표 : 1.group A + group D +male pin + female pin
 2.group B + group F
 3.group C + group E (선호하는 구성)
 절연체 구성은 세가지중 한가지로 구성 합니다.

원형 코넥터 M23

50-150[V]7[A]

9,12,16,17

핀 type	핀외경	wire (mm ²)	male	female	포장단위	비고
1mm		0.14-1.0	72400000	74200600	100	압착
		1.0	72402000	72402600	100	solder
		0.14-1.0		74034500	100	hyper boloid(고급형)

Pin 제거기



75017400 1mm

압착기



11148000

Tool box 포함

locator



11148300

절연체제거기



75005150

CAP



75018110 metal screw cap A1



75018010 metal screw cap A1,F6,F7



75007710 plastic보호 cap D6



75007810 plastic보호 cap A1,F6,F7



HOUSING

D6 cable표준형 104 page



female

절연체

105 page

PIN

절연체

105 page

male

HOUSING



A
panel
전면부착
103
page



B1
panel
후면부착
screw
103
page



B2
panel
후면부착
103
page



F6
cable
103 page



G1&3
panel
103 page

R2.5

AC24[V]
DC60[V}
7.5[A]

Housings

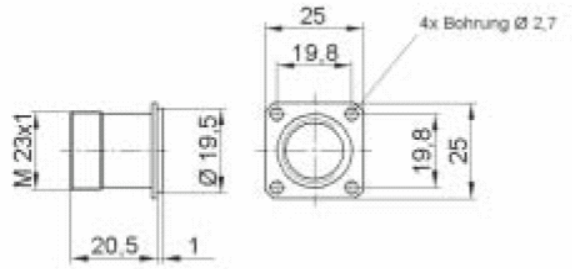
구분	품번	코딩	포장단위	도면
----	----	----	------	----

A
panel 전면부착

201010AA

N

5



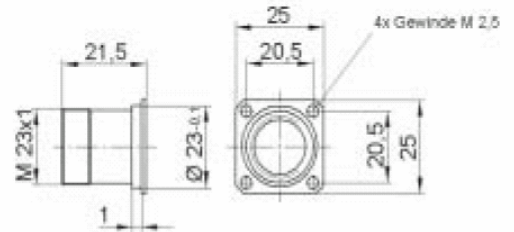
B1
panel 후면부착
screw

201020AA

N

5

B1

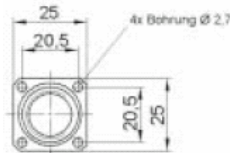


B2
panel 후면부착

201030AA

N

5



F6
cable

코딩	thread	cable grand 포함	cable grand 없음	포장단위
N	PG7	201050AB	201050CA	5
N	PG9	201050AC	201050CB	5
N	PG11	201050AD	201050CC	5
N	PG13	201050AE	201050CD	5

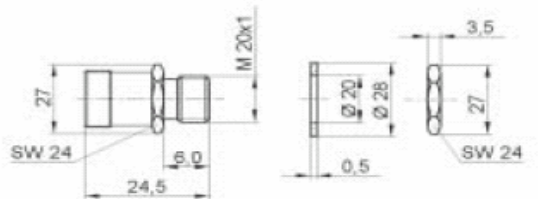


G1
panel nut

201060AA

N

5

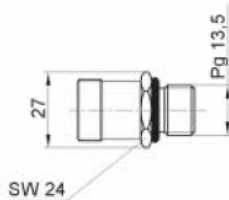


G3
panel

201060K1

N

5

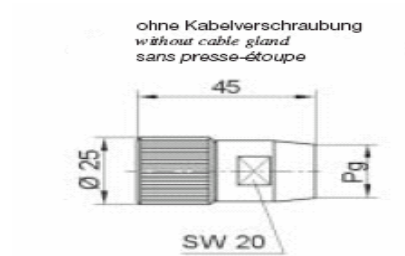
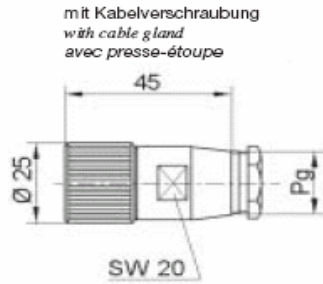


Housings

구 분	품 번	코딩	포장단위	도 면
-----	-----	----	------	-----

D6
cable

코딩	thread	cable grand 포함	cable grand 없음	포장단위
N PG7		201040AB	201040CA	5
N PG9		201040AC	201040CB	5
N PG11		201040AD	201040CC	5
N PG13		201040AE	201040CD	5

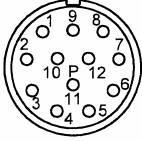
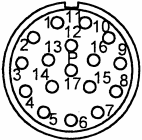


원형 코넥터 R2.5


DC60[V]7.5[A]

8+1,12,16,17

절연체 P part 반시계방향


핀수	절연체	포장 단위	절연체 male슬더	절연체 female슬더	절연체 (female슬더핀)
8+1		5	401001B1	401501A0	401621A0
12		5	4010010B	40150112	40164112
16		5	4010011B	40150116	40164116
17		5	4010011E	40150117	

절연체 (female슬더)



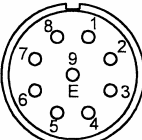

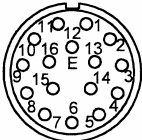
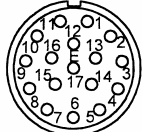
절연체 (male슬더)

절연체 (female슬더핀)



절연체 (male슬더핀)

절연체 E part 시계방향

핀수	측면도	포장 단위	절연체 male슬더	절연체 female슬더	절연체 (male슬더핀)
8+1		5	401001A1	401501B0	
12		5	40100112	4015010A	40112112
16		5	40100116	4015011A	40112116
17		5	40100117	4015011F	



Sealing ring			Flat gasket			Metal screw cap			Plastic cap			절연체 탈부착tool		
번호	모델	수량	번호	모델	수량	번호	모델	수량	번호	모델	수량	번호	모델	수량
50106202	G1	5	50101200	A	5	50101102	A	5	50101150	A	5	50100800	D/F	1
			50102201	B1/B2	5	50102102	B1	5	50102150	B1	5			
						50103102	B2	5	50104151	D	5			
									50105150	F	5			
									50106150	G1	5			

R3.0

AC24[V]
DC60[V}
7.5[A]

HOUSING

D6 cable표준형 108 page



female

절연체

109 page

PIN

절연체

109 page

male

HOUSING



A
panel
전면부착
108page



B1
panel
후면부착
screw
108page



B2
panel
후면부착
108page



F6
cable
108 page



G1
panel
108page

Housings

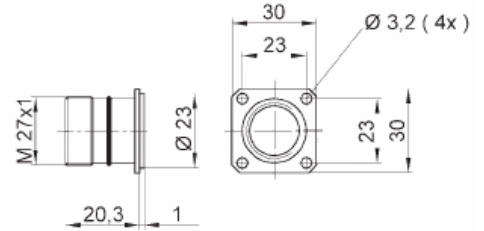
구분	품번	코딩	포장단위	도면
----	----	----	------	----

A
panel 전면부착

202010AA

N

5



B1
panel 후면부착
screw

202020AA

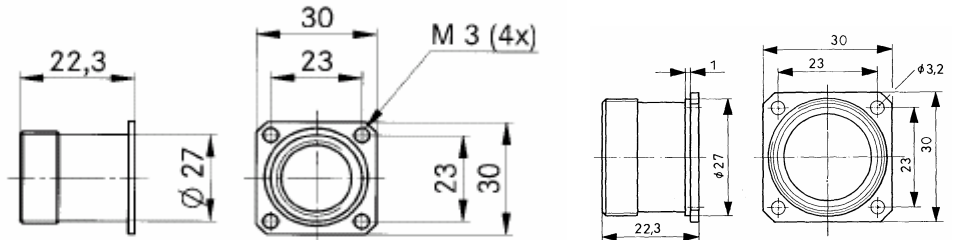
N

5

202030AA

N

5



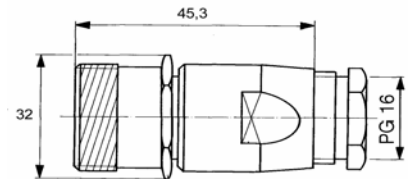
B2
panel 후면부착

F6
cable

202050AF

N

5

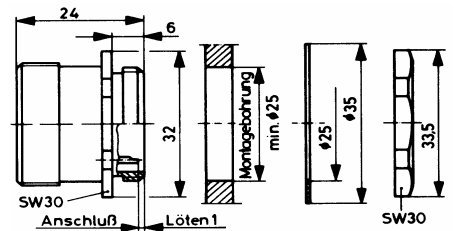


G1
panel

202060AA

N

5

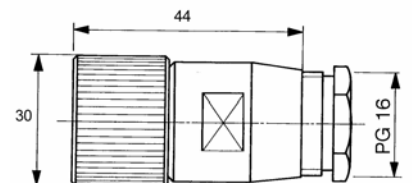



D6
Cable

202040AF

N

5






절연체 P part 반시계방향

핀수	절연체	포장 단위	절연체 female슬더	절연체 femalePCB슬더	21핀
21		5	40250121 A/B/D/F/G	40264121 A/B	
	26		5	40250126 A/B/D/F/G	

절연체 E part 시계방향

핀수	절연체	포장 단위	절연체 male슬더	절연체 malePCB슬더	26핀
21		5	40200121 A/B/D/F/G	40212121 A/B	
	26		5	40200126 A/B/D/F/G	



Flat gasket			Sealing ring			Metal screw cap			Angled housing			절연체 탈부착tool		
번호	모델	수량	번호	모델	수량	번호	모델	수량	번호	모델	수량	번호	모델	수량
50201203	A1	5	50206204	G1	5	50201120	A1	5	502012AC	A1	5	50200800	D6/F6	1
50202203	B2	5				50203120	B2	5						
						50204121	D6	5						
						50205121	F6	5						

H-Q5

Technical Data:

- Number of contacts5 + PE
- Rated voltage
conductor-conductor:VDE: 400 V
- Rated voltage conductor-ground:VDE: 230 V
- Rated voltage:UL: 600 V / 16 A
- Rated voltage:CSA: 600 V / 16 A
- Rated current:16 A
- Pollution degree:3
- Test voltage(Ueff):4 kV
- Combustibility according to UL 94:V 0

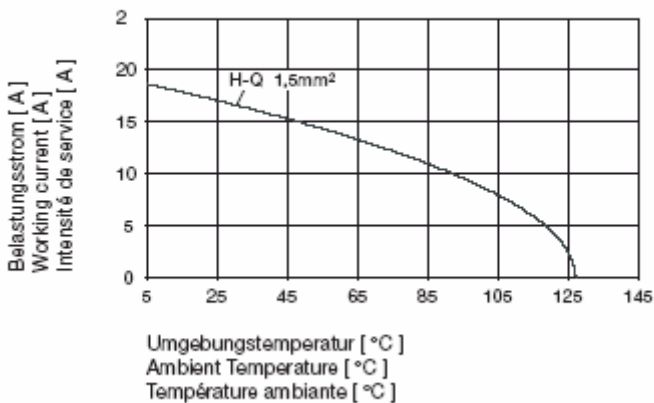
Connection method:

- Crimp termination:0,5-2,5 mm²
- Contacts:ground-screw termination,
machined crimp contacts
- Temperature range:-40°C - +125°C

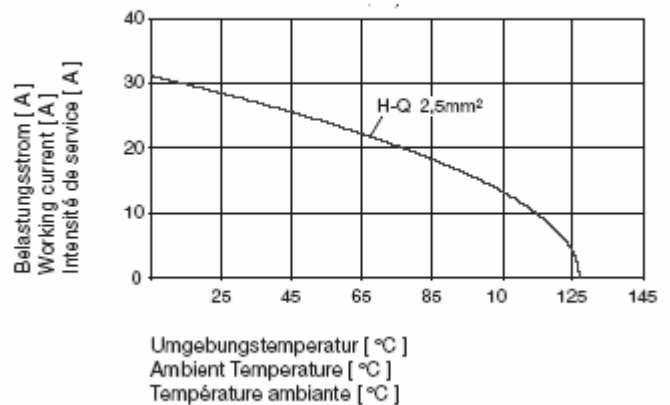
Contacts:

- Materials:Copper alloy, silver/gold plated
- Mating cycles:100 (higher mating-cycles depends
on the application)
- Contact resistance:≤ 2 mΩ

H-Q 1,5 mm²



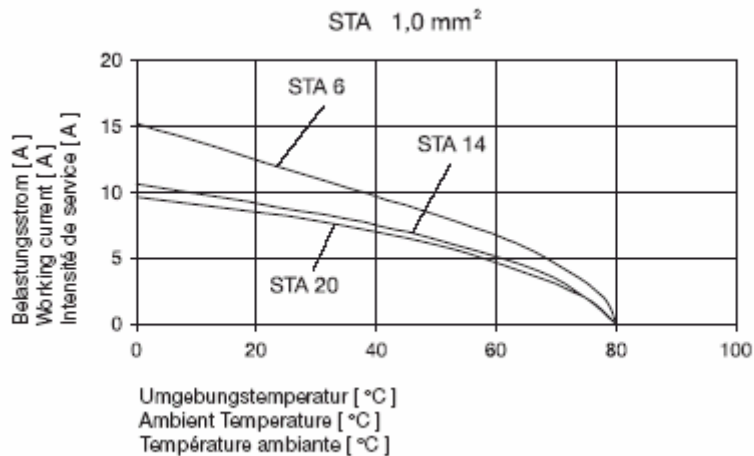
H-Q 2,5 mm²



H-STA

Technical Data:

- Number of contacts: 6, 14, 20
- Rated voltage VDE: 60 V EPIOC® STA 6-20
 UL: 48 V EPIOC® STA 6-20
 CSA: 48 V EPIOC® STA 6-20
- Rated current: VDE: 10 A EPIOC® STA 6-20
 UL: 10 A EPIOC® STA 6-20
 CSA: 10 A EPIOC® STA 6-20
- Pollution degree: 2
- Test voltage: 1,0 kV
- Termination technique: Solder termination: up to 1,5 mm²
 Screw termination: 0,5-1,5 mm²
- Temperature range: -40°C - 80°C
- Contacts: Copper alloy, silver plated
- Contact resistance: < 2 mOhm
- Mating cycles: 100 (higher mating cycles depends on the application)



H-BE

Technical Data:

- Number of contacts: 6, 10, 16, 24, 32, 48 (+ PE)

Screw Termination/Crimp termination

- Rated voltage: VDE: 500 V EPICO® H-BE 6-48
 UL: 600 V EPICO® H-BE 6-48
 CSA: 600 V EPICO® H-BE 6-48

- Rated current: VDE: 16 A EPICO® H-BE 6-48
 UL: 16 A EPICO® H-BE 6-48
 CSA: 16 A EPICO® H-BE 6-48

Cage clamp:

- Rated voltage: VDE: 500 V EPICO® H-BE 6-48
 UL: 600 V EPICO® H-BE 6-48
 CSA: 600 V EPICO® H-BE 6-48

- Rated current: VDE: 16 A EPICO® H-BE 6-48
 UL: 16 A EPICO® H-BE 6-48
 CSA: 16 A EPICO® H-BE 6-48

- Pollution degree: 3
- Dimensioning transient: 6 kV

Termination technique:

- Screw termination: 0,5-2,5 mm²
- Crimp termination: 0,5-4,0 mm²
- Cage clamp termination: 0,5-2,5 mm²
- Temperature range: -40°C - 125°C

Contacts:

- Screw termination: Copper alloy, silver plated
- Crimp termination: Copper alloy, silver plated/gold plated
- Cage Clamp termination: Copper alloy, silver plated
- Mating cycles: 100 (higher mating cycles depends on the application)

Contact resistance:

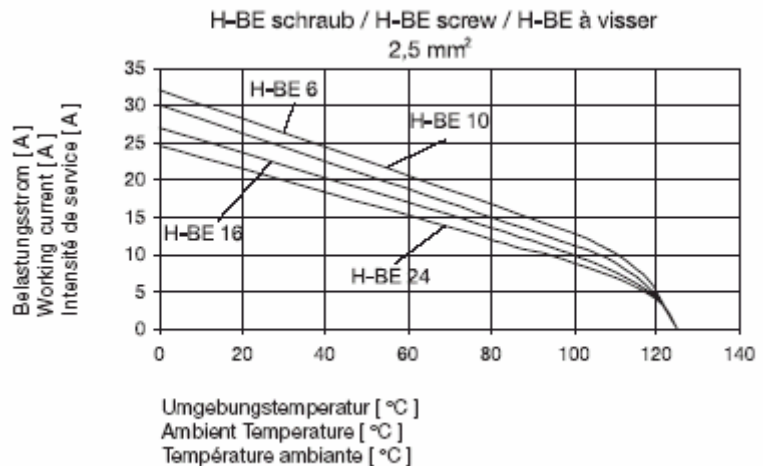
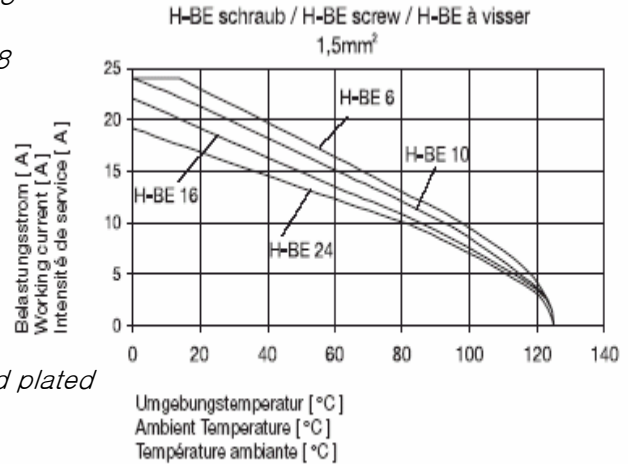
- Screw termination: <2 mOhm
- Crimp termination: <2 mOhm
- Cage Clamp termination: 1,5 - 4 mOhm

Contacts:

- Screw termination: Copper alloy, silver plated
- Crimp termination: Copper alloy, silver plated/gold plated
- Cage Clamp termination: Copper alloy, silver plated
- Mating cycles: 100 (higher mating cycles depends on the application)

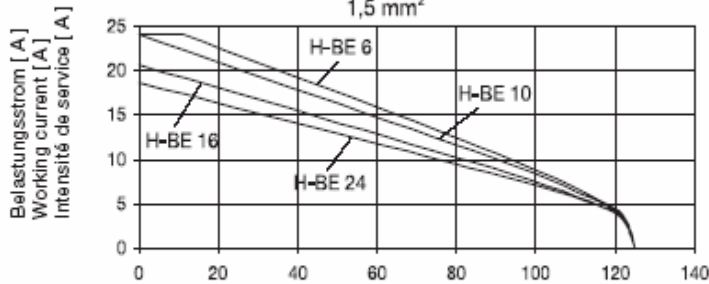
Contact resistance:

- Screw termination: <2 mOhm
- Crimp termination: <2 mOhm
- Cage Clamp termination: 1,5 - 4 mOhm



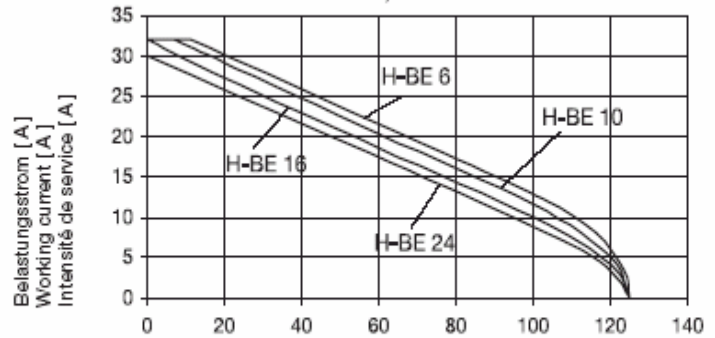
H-BE

H-BE crimp / H-BE crimp / H-BE à sertir
1,5 mm²



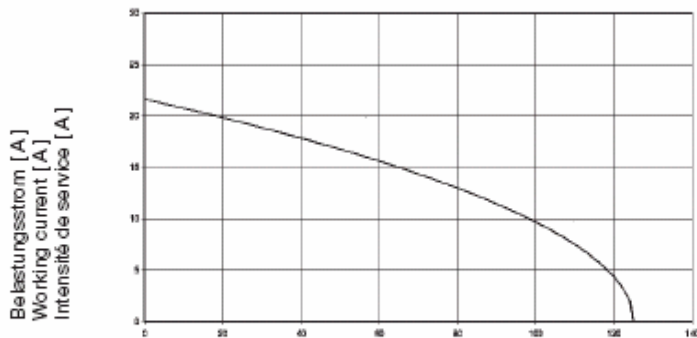
Umgebungstemperatur [°C]
Ambient Temperature [°C]
Température ambiante [°C]

H-BE crimp / H-BE crimp / H-BE à sertir
2,5 mm²



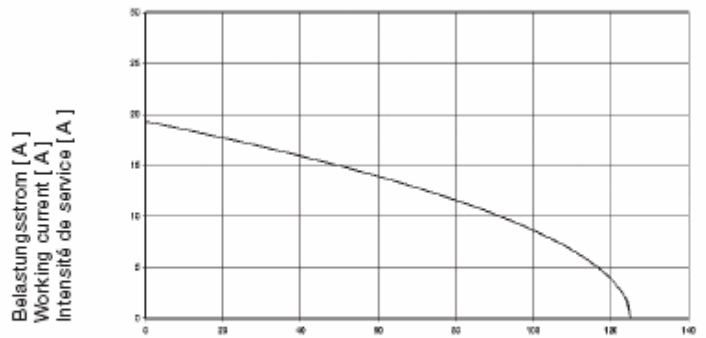
Umgebungstemperatur [°C]
Ambient Temperature [°C]
Température ambiante [°C]

H-BE 6 Käfigzugfeder / H-BE 6 Cage clamp / H-BE 6 Lâme de
pression 2,5 mm²



Umgebungstemperatur [°C]
Ambient Temperature [°C]
Température ambiante [°C]

H-BE 10 Käfigzugfeder / H-BE 10 Cage clamp / H-BE 10
Lâme de pression 2,5 mm²



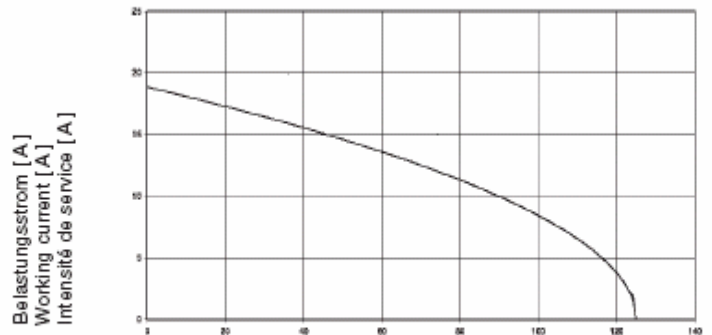
Umgebungstemperatur [°C]
Ambient Temperature [°C]
Température ambiante [°C]

H-BE 16 Käfigzugfeder / H-BE 16 Cage clamp / H-BE 16 Lâme
de pression 2,5 mm²



Umgebungstemperatur [°C]
Ambient Temperature [°C]
Température ambiante [°C]

H-BE 24 Käfigzugfeder / H-BE 24 Cage clamp / H-BE 24
Lâme de pression 2,5 mm²



Umgebungstemperatur [°C]
Ambient Temperature [°C]
Température ambiante [°C]

H-EE

Technical Data:

- Number of contacts: 10, 18, 32, 46, 64 (2x32), 92 (2x46)+PE
- Rated voltage: VDE: 500 V UL: 600 V CSA: 600 V
- Rated current: 16 A
- Pollution degree: 3
- Rated impulse voltage: 6 kV

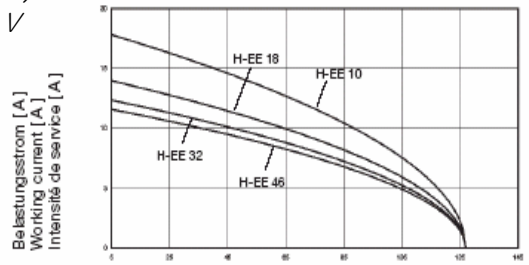
Connection method:

- Crimp termination: 0,5–4,0 mm²
- Type: machined crimp contact
- Temperature range: -40°C – +125°C

Contacts:

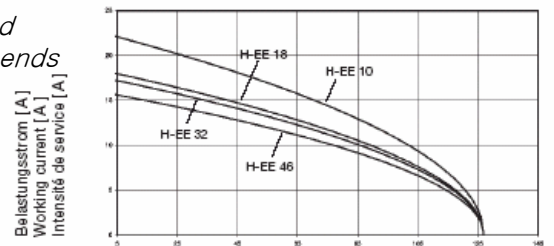
- Materials: Copper alloy, silver/gold plated
- Mating cycles: 100 (higher mating-cycles depends on the application)
- Contact resistance: ≤ 2 mΩ

H-EE 10 / 18 / 32 / 46 1,5 mm²



Umgebungstemperatur [°C]
Ambient Temperature [°C]
Température ambiante [°C]

H-EE 10 / 18 / 32 / 46 2,5 mm²



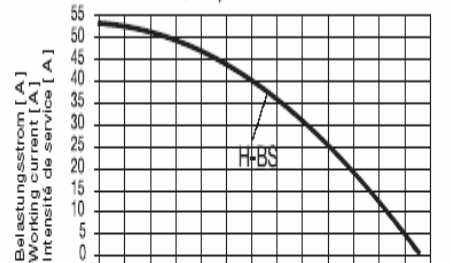
Umgebungstemperatur [°C]
Ambient Temperature [°C]
Température ambiante [°C]

H-BS

Technical Data:

- Number of contacts: 6, 12 (+ PE)
- Rated voltage: VDE: 400 V EPIC® H-BS 6/12
UL: 600 V EPIC® H-BS 6/12
CSA: 600 V EPIC® H-BS 6/12
- Rated current: VDE: 35 A EPIC® H-BS 6/12
UL: 35 A EPIC® H-BS 6/12
CSA: 35 A EPIC® H-BS 6/12
- Pollution degree: 3
- Dimensioning transient: 6 kV
- Termination technique: Screw termination: 0,5–6 mm²
- Temperature range: -40°C – 125°C
- Contacts: Copper alloy, silver plated
- Contact resistance: <2 mOhm
- Mating cycles: 100 (higher mating cycles depends on the application)

H-BS 6,0 mm²

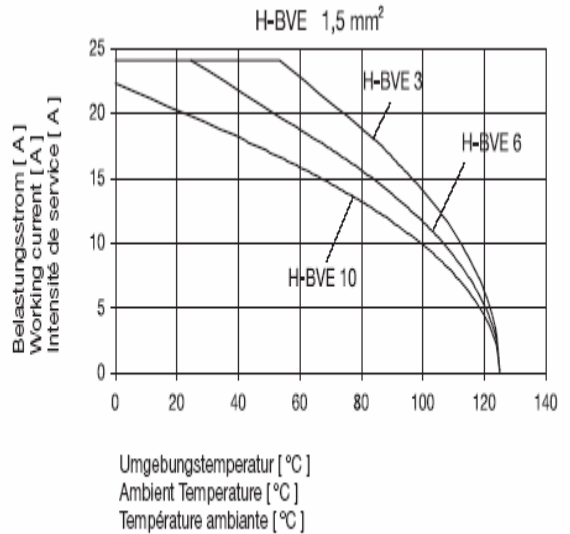


Umgebungstemperatur [°C]
Ambient Temperature [°C]
Température ambiante [°C]

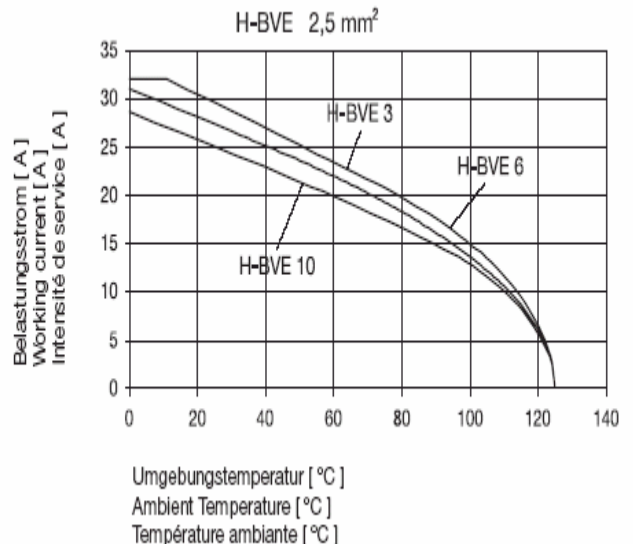
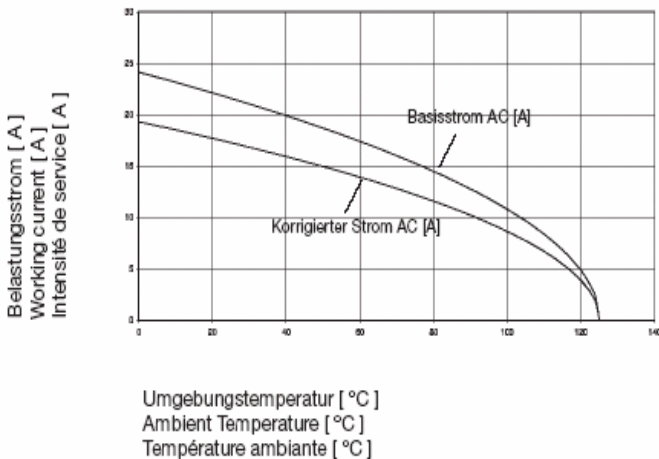
H-BVE

Technical Data:

- Number of contacts: 3, 6, 10 (+ PE)
- Rated voltage/ VDE: 630 V EPIC® H-BVE 3-10
screw termination: UL: 600 V EPIC® H-BVE 3-10
CSA: 600 V EPIC® H-BVE 3-10
- Cage clamp termination:VDE:830 V
- Rated current/ VDE: 16 A EPIC® H-BVE 3-10
screw termination: UL: 16 A EPIC® H-BVE 3-10
CSA: 16 A EPIC® H-BVE 3-10
- Cage clamp termination:VDE / UL / CSA: 16 A
- Pollution degree: 3
- Dimensioning transient: 6 kV
- Termination technique: Screw termination: 0,5-2,5 mm²
- Temperature range: -40°C - 125°C
- Contacts: Copper alloy, silver plated
- Contact resistance: <2 mOhm
- Mating cycles: 100 (higher mating cycles depends on the application)



H-BVE 3 Käfigzugfeder / H-BVE 3 Cage clamp /
H-BVE 3 Lâme de pression 2,5 mm²



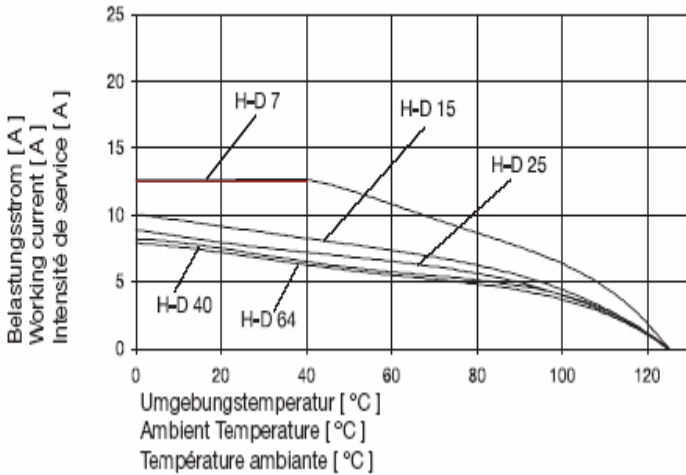
H-D

Technical Data:

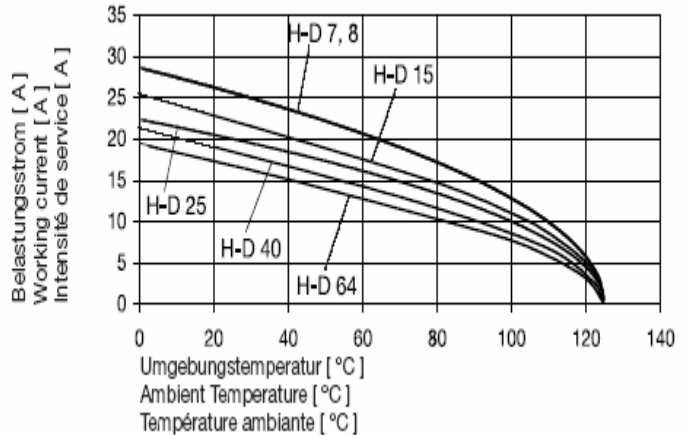
- Number of contacts: 8 / 7, 15, 25, 40, 50, 64, 80, 128 (+ PE)
- Rated voltage: VDE: 42 V metal housing H-D 7/8
250 V plastic housing H-D 7/8
250 V EPIO® H-D 15-128
UL: 250 V EPIO® H-D 7-128
- Rated current: VDE: 10 A EPIO® H-D 7-128
UL: 10 A EPIO® H-D 7-128
- Pollution degree: 3

- Test voltage: 2kV (2,5 kV for H-D 40/64/80/128 machined contacts)
- Termination technique: Crimp termination: 0,14-2,5 mm2
- Temperature range: -40°C - 125°C
- Contacts: Copper alloy, silver plated/gold plated
- Contact resistance: <2 mOhm (<3 mOhm for H-D 40/64/80/128 machined contacts)
- Mating cycles: 100 (higher mating cycles depends on the application)

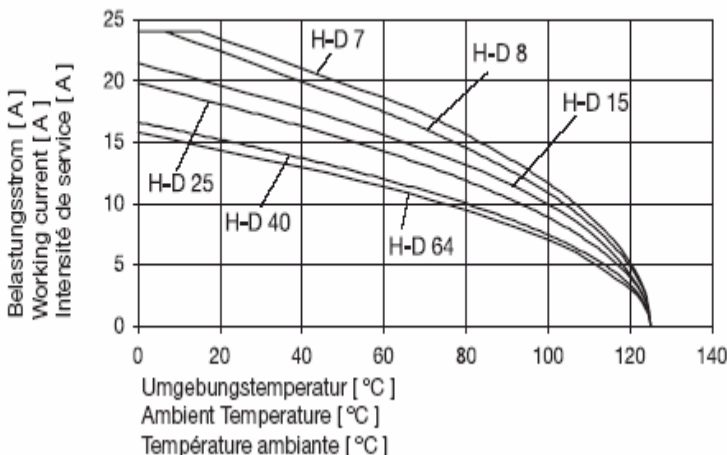
H-D CG 0,5 mm²



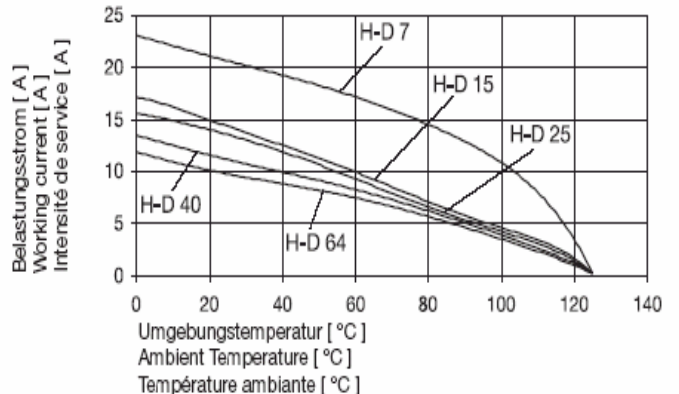
H-D crimp gedreht / H-D crimp machined / H-D à sertir décollété 2,5 mm²



H-D crimp gedreht / H-D crimp machined / H-D à sertir décollété 1,5 mm²

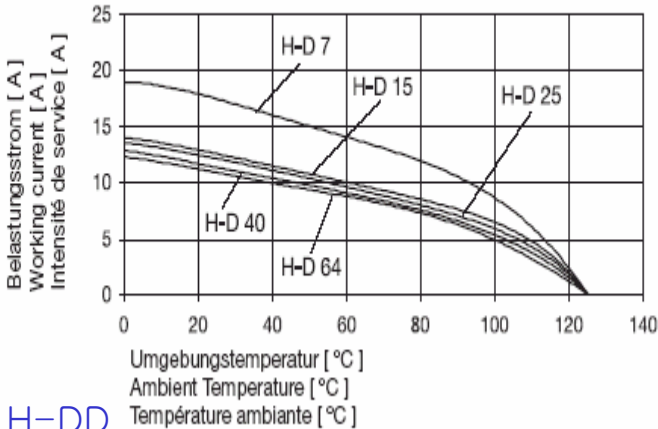


H-D crimp gestanz / H-D crimp stamped / H-D à sertir estampé 2,5 mm²



H-D

H-D crimp gestanz / H-D crimp stamped / H-D à sertir estampé
1,5 mm²

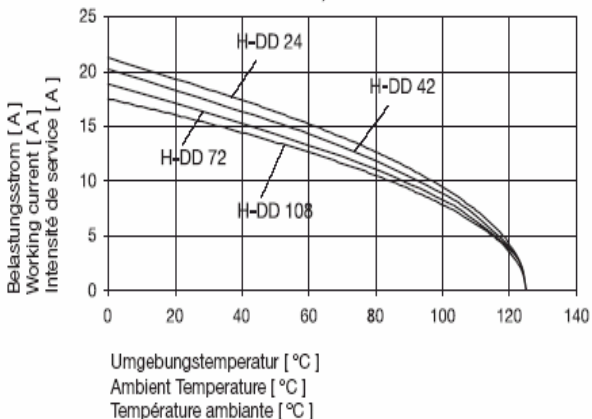


H-DD

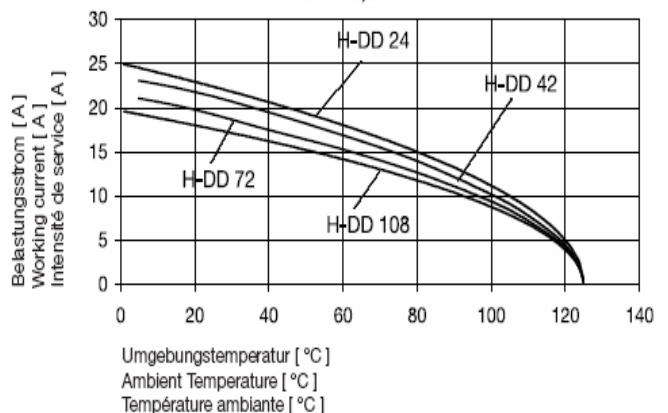
Technical Data:

- Number of contacts: 24, 42, 72, 108, 144, 216 (+ PE)
- Rated voltage: VDE: 250 V EPIC® H-DD 24-216
UL: 600 V EPIC® H-DD 24-216
CSA: 600 V EPIC® H-DD 24-216
- Rated current: VDE: 10 A EPIC® H-DD 24-216
UL: 8,5 A EPIC® H-DD 24-216
CSA: 10 A EPIC® H-DD 24-216
- Pollution degree: 2
- Dimensioning transient: 2.5 kV
- Termination technique: Crimp termination: 0,14-2,5 mm2
- Temperature range: -40°C - 125°C
- Contacts: Copper alloy, silver plated/gold plated
- Contact resistance: <2 mOhm
- Mating cycles: 100 (higher mating cycles depends on the application)

H-DD 1,5 mm²



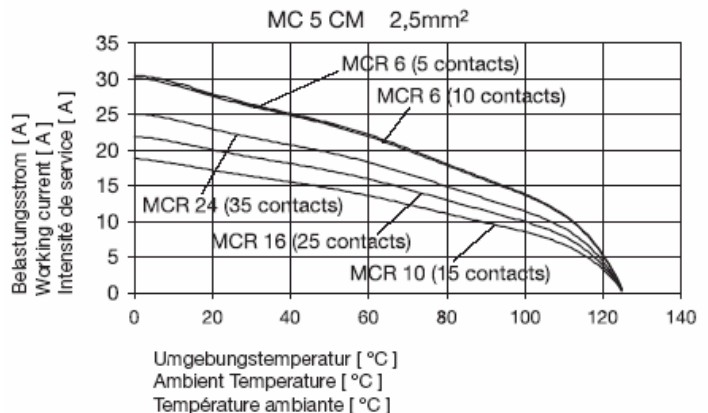
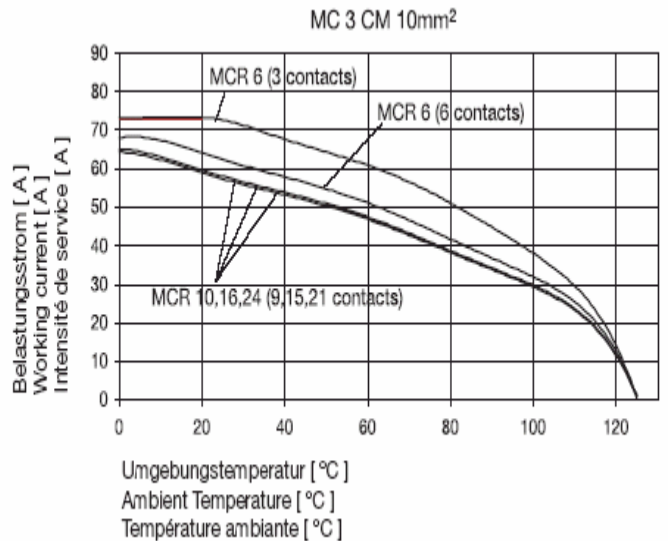
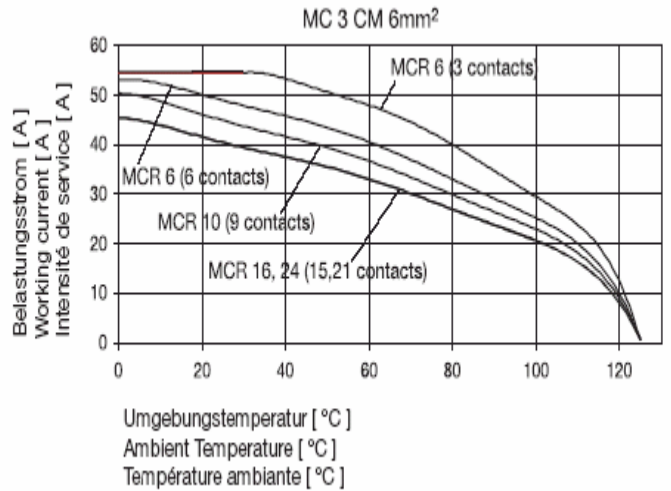
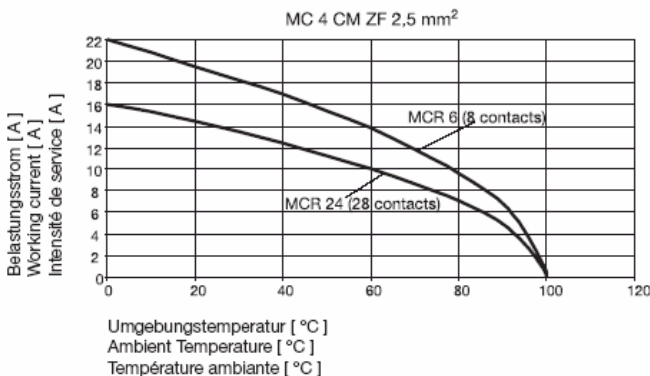
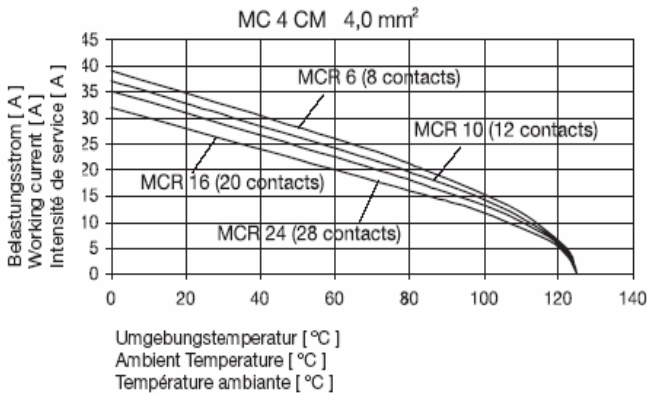
H-DD 2,5 mm²



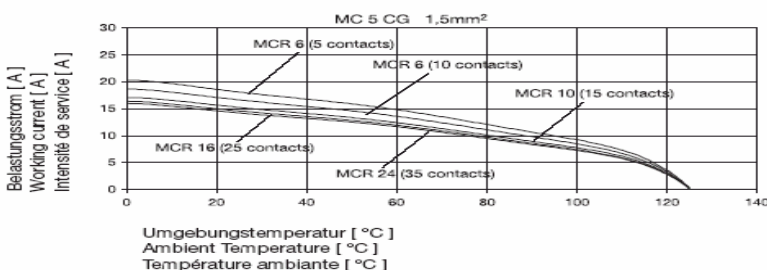
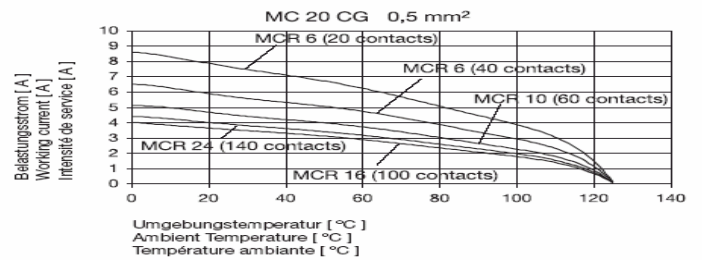
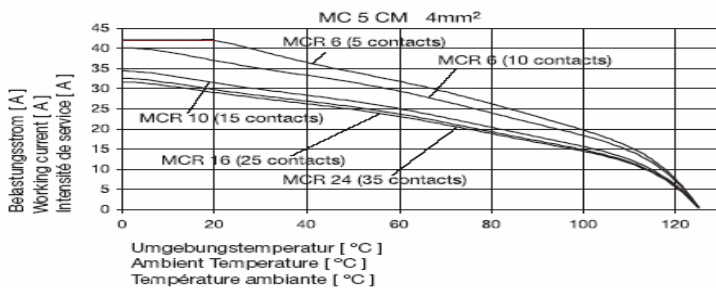
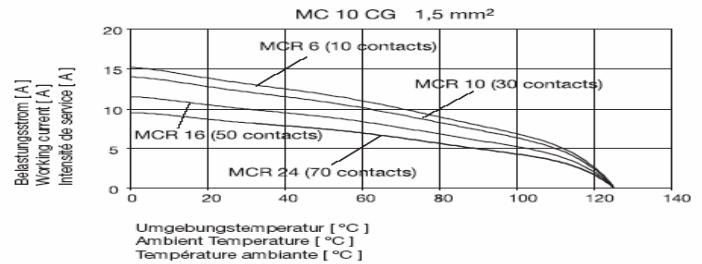
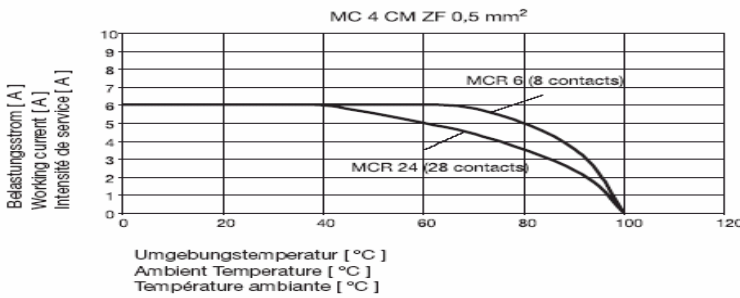
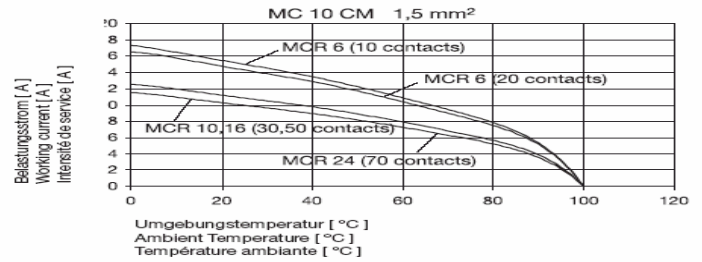
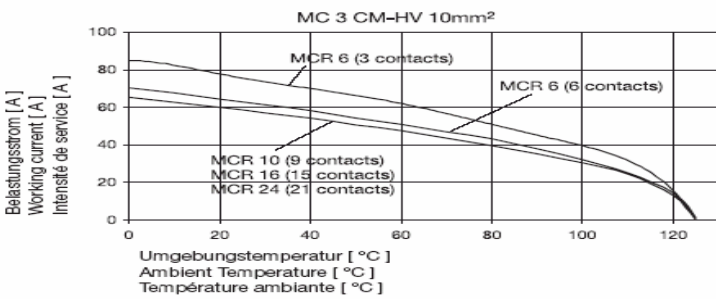
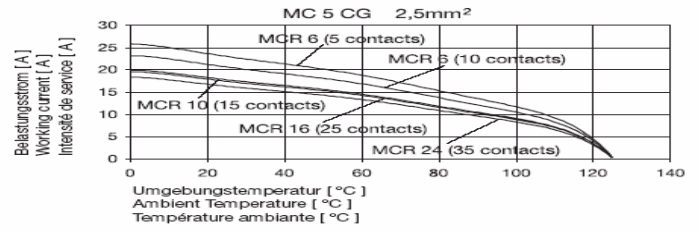
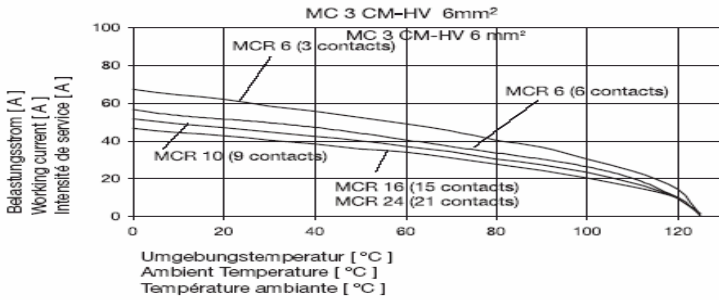
MC

Technical Data

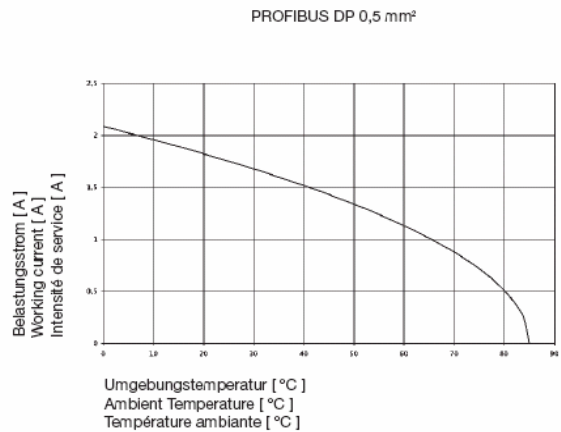
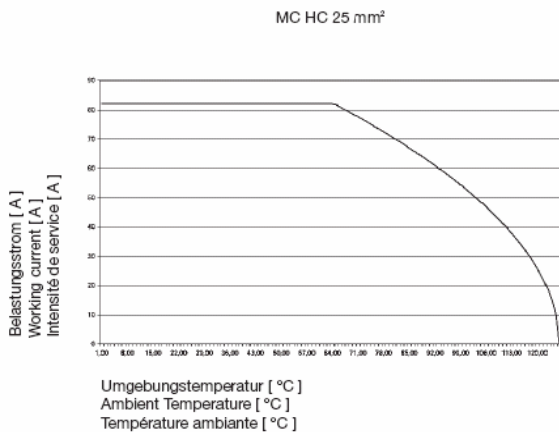
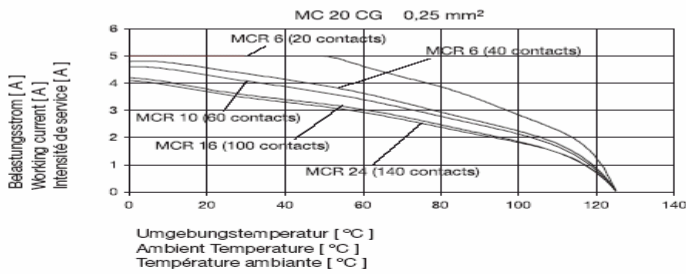
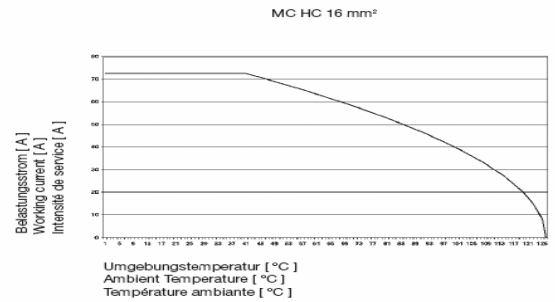
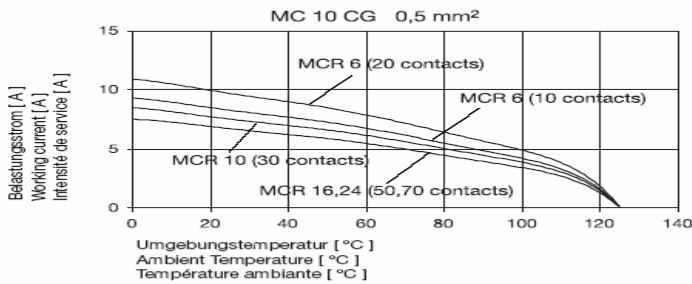
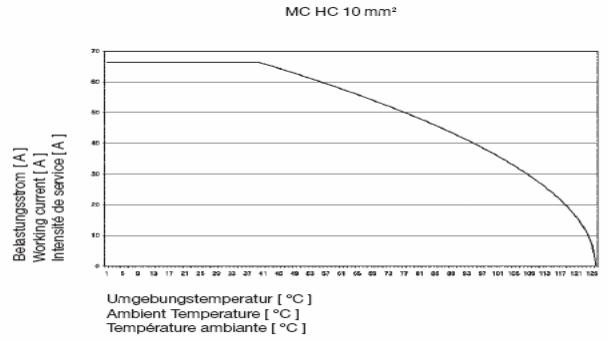
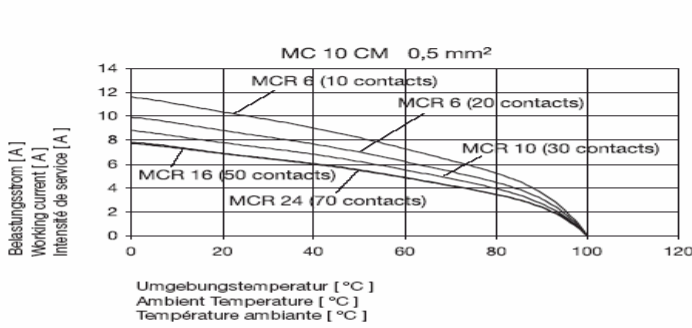
- Number of contacts: 2 – 280
- Rated voltage: VDE: 30–1000 V
UL: 100–600 V
CSA: 100–600 V
- Rated current: VDE: 1–82 A
UL: 4–40 A
CSA: 4–35 A
- Pollution degree: 3
- Dimensioning transient: 1.25–8 kV,
depending on module
- Termination technique: Crimp termination:
0.06–10 mm²
Cage clamp: 0.5–2.5 mm²
- Temperature range: –40°C – +125°C
- Contacts: Copper alloy,
silver plated/gold plated
- Contact resistance: < 1mOhm –
< 5mOhm
- Mating cycles: 100 (higher mating
cycles depends on the application)



MC



MC



LS1

Technical Data

- Rated current ----- 1mm contact :7A for 1.0 mm²
2mm contact :22A for 2.5 mm²
- Rated voltage----- 1mm contact :250 V
2mm contact :630V
- Impulse rated voltage----- 1mm contact :4K V
2mm contact :6KV
- Pollution degree ----- 3 (according to DIN EN 61984-2002,6.19.2.2)
- Overvoltage category----- 3
- Cross sections ----- 1mm contact :0.14-1.0 mm² crimp AWG 18-24 crimp
2mm contact :0.5-2.5 mm² crimp AWG 14-20 crimp
- Mating cycles----- 500
- Temperature range----- -25 °C.+125 °C
- Circular connectors----- according to DIN EN61984
- Protection class ----- IP68(10h/1m) highest protection against the penetration of dust and water

M23

Technical Data

- Rated current ----- 1mm contact :7A for 1.0 mm²
- Rated voltage----- 9 poles :150 V
12 poles :100 V
16 poles :100 V
17 poles :100 V
- Impulse rated voltage----- 0.8K V
- Pollution degree ----- 3 (according to DIN EN 61984-2002,6.19.2.2)
- Overvoltage category----- 3
- Cross sections ----- 1mm contact :crimp 0.14-1.0 mm² AWG 18-24 :
:solder up to 1.0 mm² up to AWG 18
- Mating cycles----- 100
- Temperature range----- -25 °C.+125 °C
- Circular connectors----- according to DIN EN61984
- Protection class ----- IP68(10h/1m) highest protection against the penetration of dust and water

R2.5

Technical Data:

- *Number of contacts: 8+1 9 12 16 17*
- *Wire gauge: solder/solder/pin crimp*
- *Insulation Group: B; corresponds to equipment used primarily in residential premises, sales or other professional environments, precision engineering workshops, laboratories, testing centres, hospitals etc.*
solder 60 V 60 V 60 V 60 V 60 V
solder 60 V – 60 V 60 V –
crimp – – 60 V 60 V –
- *Rated Current: solder 7,5 A 7,5 A 7,5 A 7,5 A 7,5 A*
solder pin 7,5 A on demand 7,5 A 7,5 A on demand
crimp – – 5,0 A 5,0 A –
- *Rated Voltage: solder / solder pin / crimp*
- *Test voltage (contact/contact):*
solder 1,5 KV 1,5 KV 1,5 KV 1,15 KV 1,15 KV
solder pin 1,5 KV – 1,5 KV 1,15 KV –
crimp – – 1,5 KV 1,15 KV –
- *Temperatur range: – 40 ° C to 125°C*
- *Protection class: IP 65 ... 67 according to DIN VDE 0470–1 depending on cable gland*
- *Leitungsanschluss: solder up to 1 mm² to Ø 1*
solder up to 2,5 mm² to Ø 2
solder pin for PC board assembly
crimp 0,08 – 0,52 mm²
- *Contact resistance (mΩ):*
solder < 3 < 3 < 3 < 3 < 3
solder < 3 – < 3 < 3 –
crimp – – < 3 < 3 –
- *Mating cycles: 500 (higher mating cycles depend on the application)*

Material:

- *Housing: Copper alloy, nickel plated*
- *Insulation Thermoplast UL 94 V–0*
- *Contacts Copper alloy, gold plated*
- *Gaskets Neoprene*

R3.0

Technical Data:

- *Number of contacts*21, 26
- *Rated voltage*25V / 60 V, AC/DC
- *Test voltage:*1,5 kV, AC
- *Insulation:*B: corresponds to equipment used primarily in residential premises, sales or other professional environments, precision engineering workshops, laboratories, testing centres, hospitals etc.
- *Rated current:*7,5 A
- *Temperature range:*40°C – +125°C
- *Protection class:*IP 65...IP67 mated, DIN VDE 0470-1

Dependant on cable gland

- *Wire gauge*Solder up to 1mm² PCB solder Ø 1mm;
3,7 – 4,7mm long
- *Contact resistance*< 3 (mΩ)
- *Mating cycles*500 (higher mating cycles depends on the application plus important)

Material

- *Housing*Copper alloy, nickel plated
- *Insulation body*thermopast according to UL 94 V-0
- *Gaskets*Neopren
- *Contacts*Copper alloy, gold plated

IP

IP는 insulation protection 의 약자로 분진과 물에 대한 보호등급을 나타내며 독일내 DIN VDE 0470-1 에 근거한다.

IP 65

분진

방수

등급	정의	등급	정의
0	비보호	0	비보호
1	직경50mm이상되는 물체	1	수직낙하 물방울
2	직경12mm이상되는 물체	2	수직15도이내 낙하 물방울
3	직경2.5mm이상되는 물체	3	수직60도이내 낙하 물방울
4	직경1mm이상되는 물체	4	사방에서튀는 물방울
5	먼지에 대해 부분적 보호	5	호스에서 나오는 물
6	먼지 침투에대한 완벽한 보호	6	노즐에서 나오는 물
		7	일시적인 침수
		8	내수압

Application

PLASTIC INJECTION HOT
RUNNER




H B 24

TEMPERATE
CONTROLLER
for Hot runner system




H B 16

PACKING SYSTEM



H A 3/4


AUTOMOTIVE -운송장치




H B 16

Application

이송장치 CRANE



철도 차량



H BE 16

이송장치-PALLET이송 CONTROL




산업용로봇




H BE 10

인쇄기



조명



Application

은향



놀이공원



터널 장비



서브모터 드라이버



part번호	페이지	part번호	페이지	part번호	페이지	part번호	페이지	part번호	페이지
1003000	8	10076000	32	10136000	52	10186000	55	10381500	64
1004000	8	10076900	28	10137000	53	10186400	39	10381600	63
1005000	8	10078900	28	10138000	53	10186400	58	10381600	64
1006000	8	10080000	29	10139500	53	10186500	58	10381700	63
1007000	8	10080900	27	10152000	60	10187000	34	10381700	64
1009000	8	10081000	31	10155000	59	10187000	55	10382000	62
10011000	7	10082000	29	10156000	59	10187200	55	10382100	62
10012000	7	10082900	27	10157000	59	10187400	39	10382200	62
10014000	8	10083000	31	10158000	59	10187400	58	10382300	62
10015000	8	10086000	30	10159000	59	10187500	58	10382400	62
10021000	7	10086900	28	10160000	59	10190000	3	10382500	62
10022000	7	10087000	30	10161000	60	10191000	3	10383200	61
10024000	8	10090000	29	10165000	60	10192000	9	10383300	61
10032000	17	10092000	29	10165100	60	10193000	9	10383400	62
10032900	15	10092900	27	10166000	60	10194000	20	10383500	62
10033000	19	10102000	43	10166100	60	10194000	46	10383600	62
10033900	15	10102900	41	10167000	60	10195000	20	10383700	62
10034000	17	10103000	45	10167100	60	10195000	46	10390400	61
10034700	15	10103900	41	10168000	60	10196000	33	10390500	61
10034900	15	10104000	43	10168100	60	10196000	54	10399100	61
10035000	17	10104900	41	10170000	22	10197000	33	10399200	61
10035900	15	10105000	43	10170000	48	10197000	54	10399300	61
10036000	19	10105900	41	10170600	48	10202000	46	10399600	62
10036900	15	10107000	45	10171000	22	10203000	46	10399700	62
10038000	19	10107900	41	10171000	48	10204000	54	10399800	61
10038900	15	10109000	45	10171600	48	10205000	54	10399900	61
10040000	16	10109900	41	10180000	4	10210010	12	10399900	61
10040100	16	10111000	42	10180400	6	10211010	12	10400000	3
10040700	14	10111900	40	10181000	4	10239010	25	10400100	9
10040900	14	10112000	44	10181400	6	10240010	25	10400200	20
10041000	18	10113000	42	10182000	10	10270010	37	10400200	46
10042000	16	10113900	40	10182400	13	10271010	37	10400300	33
10042100	16	10114000	44	10183000	10	10300000	38	10400300	54
10042800	14	10117000	43	10183400	13	10301000	38	10400400	46
10042900	14	10117900	41	10184000	21	10344100	61	10400500	54
10045000	18	10121000	42	10184000	47	10344300	62	10401000	3
10046000	17	10121900	40	10184200	47	10344600	61	10401100	9
10046900	15	10122000	44	10184400	26	10345100	61	10401200	20
10047000	17	10123000	42	10184400	51	10345300	62	10401200	46
10072000	30	10123900	40	10184500	51	10345600	61	10401300	33
10072900	28	10124000	44	10185000	21	10381000	63	10401300	54
10073000	32	10127000	43	10185000	47	10381000	63	10401400	46
10073900	28	10127900	41	10185200	47	10381100	63	10401500	54
10074000	30	10132000	53	10185400	26	10381300	63	10420000	67
10074900	28	10133000	52	10185400	51	10381400	63	10421000	67
10075000	30	10134000	52	10185500	51	10381400	64	10422200	72
10075900	28	10135000	52	10186000	34	10381500	63	10422500	72

part번호	페이지	part번호	페이지	part번호	페이지	part번호	페이지	part번호	페이지
10423100	72	10540100	87	11148300	97	11206000	65	11302500	66
10423500	72	10541000	83	11148300	101	11214200	66	11302600	66
10425500	72	10541000	87	11158400	66	11219200	66	11302700	66
10426000	72	10541100	87	11160000	65	11221100	65	11302800	66
10427000	72	10563000	82	11161000	5	11221300	65	13162000	5
10427500	72	10564000	81	11161000	65	11223500	65	13162100	5
10431000	67	10564500	81	11171000	65	11228500	65	13162200	5
10431500	71	10565000	81	11171100	65	11231100	65	13162300	5
10432000	67	10565300	81	11171100	66	11233100	65	13162400	5
10432500	71	10567000	82	11171200	64	11236100	65	13162500	5
10439000	77	10567100	82	11182500	4	11238100	65	13162600	5
10440100	73	10568000	82	11182500	6	11241100	65	13162700	5
10441100	73	10568100	82	11190000	4	11243100	65	13162800	5
10442000	77	10576000	85	11190000	6	11250500	68	13162900	5
10445000	76	10577000	85	11190100	4	11251500	68	13163000	5
10445500	76	10582000	85	11190100	6	11252500	69	13163100	5
10446100	76	10583000	85	11190200	4	11253500	69	13163200	5
10448000	77	10588000	86	11190200	6	11265000	49	13163300	5
10448100	77	10588500	86	11190300	4	11265200	23	13163400	5
10450100	77	10625500	89	11190300	6	11265200	49	13163500	5
10462000	82	10630800	88	11190400	4	11266200	23	13163600	5
10466000	76	10631800	88	11190400	6	11272000	35	13163700	5
10472000	86	10633800	89	11192000	4	11272000	56	13163800	5
10474000	86	10862000	55	11192000	6	11273000	35	13163900	5
10474100	86	11147000	4	11192100	4	11273000	56	19005000	8
10482000	86	11147000	5	11192100	6	11282200	74	19006000	8
10485200	70	11147000	6	11192200	4	11282300	79	19007000	8
10486100	70	11147000	65	11192200	6	11282300	84	19009000	8
10487200	70	11147000	66	11195000	4	11283200	74	19011000	7
10488100	70	11147100	4	11195000	6	11283300	79	19012000	7
10490200	75	11147100	5	11195100	4	11283300	84	19014000	8
10491100	75	11147100	6	11195100	6	11285000	5	19021000	7
10492200	75	11147100	65	11195200	4	11285100	11	19022000	7
10493100	75	11147110	65	11195200	6	11285200	24	19024000	8
10500200	80	11147120	65	11195300	4	11285200	50	19034000	17
10501100	80	11147130	66	11195300	6	11285300	36	19034100	17
10502200	80	11147170	65	11195400	4	11285300	57	19034700	15
10503100	80	11147180	65	11195400	6	11285400	50	19034900	15
10512100	72	11147190	65	11197000	4	11285500	57	19035000	17
10530000	78	11147200	4	11197000	6	11286000	5	19035100	17
10530000	83	11147200	5	11197100	4	11286100	11	19035900	15
10530000	87	11147200	6	11197100	6	11286200	24	19036000	19
10531000	78	11147200	65	11197200	4	11286200	50	19036100	19
10531000	83	11147210	65	11197200	6	11286300	36	19036900	15
10531000	87	11147300	65	11201000	65	11286300	57	19038000	19
10540000	83	11148000	97	11202000	65	11286400	50	19038900	15
10540000	87	11148000	101	11205000	65	11286500	57	19040000	16

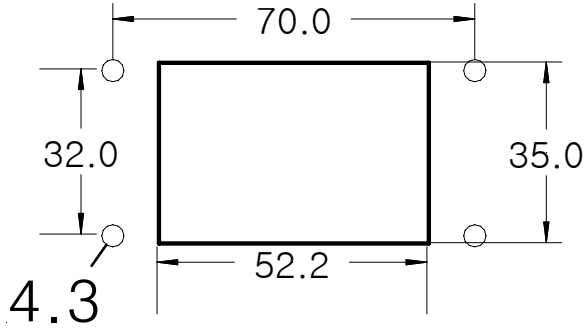
part번호	페이지	part번호	페이지	part번호	페이지	part번호	페이지	part번호	페이지
19040100	16	19122000	44	19567000	82	50106202	106	70055200	18
19040700	14	19123000	42	19567100	82	50200800	110	70055400	18
19040900	14	19123900	40	19568000	82	50201120	110	70057200	18
19041000	18	19124000	44	19568100	82	50202203	110	70057400	18
19042000	16	19127000	43	19576000	85	50203120	110	70060200	15
19042100	16	19127900	41	19577000	85	50204121	110	70060400	15
19042800	14	19134000	52	19577500	85	50205121	110	70061200	15
19042900	14	19134400	52	19582000	85	50206204	110	70061400	15
19045000	18	19135000	52	19583000	85	50501203	110	70064200	15
19046000	17	19136000	52	19588000	86	70005200	8	70064400	15
19046900	15	19136200	52	19588500	86	70005400	8	70065200	15
19074000	30	19137000	53	19630800	88	70006200	8	70065400	15
19074900	28	19138000	53	19631800	88	70006400	8	70085200	30
19075000	30	19139500	53	19633800	89	70010200	8	70085400	30
19075900	28	19145400	53	19635600	88	70010400	8	70086200	30
19076000	32	19146400	53	19636600	88	70015200	8	70086400	30
19076900	28	19155000	59	19638600	89	70015400	8	70090200	30
19078900	28	19156000	59	19639600	89	70016200	8	70090400	30
19080000	29	19157000	59	40100112	105	70016400	8	70092200	28
19080900	27	19158000	59	40100116	105	70020200	7	70092400	28
19081000	31	19159000	59	40100117	105	70020400	7	70094200	27
19082000	29	19160000	59	40112112	105	70022200	7	70094400	27
19082900	27	19165000	60	40112116	105	70022400	7	70095200	32
19083000	31	19165100	60	40150112	105	70035200	17	70095400	32
19086000	30	19166000	60	40150116	105	70035400	17	70096000	32
19086900	28	19166100	60	40150117	105	70036200	17	70096200	32
19090000	29	19167000	60	40164112	105	70036400	17	70096400	32
19092000	29	19167100	60	40164116	105	70040200	17	70100200	29
19092900	27	19168000	60	40200121	109	70040400	17	70100400	29
19104000	43	19168100	60	40200126	109	70040600	17	70102200	29
19104900	41	19439000	77	40212121	109	70042200	15	70102400	29
19105000	43	19445000	76	40212126	109	70042400	15	70104200	27
19105900	41	19445500	76	40250121	109	70042600	15	70104400	27
19107000	45	19446000	76	40250126	109	70044200	14	70105200	31
19107900	41	19446100	76	40264121	109	70044400	14	70105400	31
19109000	45	19448000	77	40264126	109	70045200	19	70107200	31
19109900	41	19448100	77	50100800	106	70045200	19	70107400	31
19111000	42	19450100	77	50101102	106	70045400	19	70110200	28
19111900	40	19474000	86	50101150	106	70045400	19	70110400	28
19112000	44	19474100	86	50101200	106	70046200	19	70111200	28
19113000	42	19482000	86	50102102	106	70046400	19	70111400	28
19113900	40	19563000	82	50102150	106	70050400	16	70114200	28
19114000	44	19563200	82	50102201	106	70050600	16	70114400	28
19117000	43	19564000	81	50103102	106	70052400	16	70115200	28
19117900	41	19564500	81	50104151	106	70052600	16	70115400	28
19121000	42	19565000	81	50105150	106	70054200	14	70135200	43
19121900	40	19565300	81	50106150	106	70054400	14	70135400	43

part번호	페이지	part번호	페이지	part번호	페이지	part번호	페이지	part번호	페이지
70136200	43	70486200	82	73000008	95	73002723	100	75018310	97
70136400	43	70486400	82	73000009	95	73002724	100	76003000	92
70140100	43	70490200	81	73000010	95	73002725	100	76003510	92
70140600	43	70490400	81	73000011	95	73002726	100	76004000	95
70142400	41	70492200	81	73000012	92	73002727	100	76004510	95
70142600	41	70492400	81	73000013	92	73002728	100	76083000	93
70144400	40	72004000	99	73000014	92	73002729	100	76083510	93
70144600	40	72004010	99	73000015	92	73002730	100	76084000	96
70145200	45	72004100	99	73000016	95	73002731	100	76084510	96
70145400	45	72004110	99	73000017	95	73002732	100	76153100	92
70146200	45	72004200	99	73000018	95	73002733	100	76153610	92
70146400	45	72004210	99	73000019	95	73002734	100	76154100	95
70150400	42	72044000	99	73000020	92	73002735	100	76154610	95
70150600	42	72044010	99	73000021	92	73008000	100	79005200	8
70152400	42	72044020	99	73000022	92	73008010	100	79005400	8
70152600	42	72044030	99	73000023	92	73008500	100	79005600	8
70154400	40	72044100	99	73000024	96	73008510	100	79006200	8
70154400	59	72044110	99	73000025	96	73018000	100	79006400	8
70154600	40	72044120	99	73000026	96	73018010	100	79006600	8
70154600	59	72044130	99	73000027	96	73018500	100	79010200	8
70155400	44	72044200	99	73000028	93	73018510	100	79010400	8
70155600	44	72044210	99	73000029	93	73028000	100	79015200	8
70157400	44	72044220	99	73000030	93	73028010	100	79015400	8
70157600	44	72044230	99	73000031	93	73028500	100	79015600	8
70160200	41	72064000	99	73002700	100	73028510	100	79016200	8
70160400	41	72064010	99	73002701	100	74033000	97	79016400	8
70161200	41	72064020	99	73002702	100	74033100	97	79016600	8
70161400	41	72064030	99	73002703	100	74033500	97	79020200	7
70164200	41	72064100	99	73002704	100	74034000	97	79020400	7
70164400	41	72064110	99	73002705	100	74034100	97	79022200	7
70165200	41	72064120	99	73002706	100	74034500	97	79022400	7
70165400	41	72064130	99	73002707	100	74034500	101	79035200	17
70444000	77	72064200	99	73002708	100	74034600	97	79035400	17
70450000	77	72064210	99	73002709	100	74200600	101	79036200	17
70455200	77	72064220	99	73002710	100	75007710	97	79036400	17
70455400	77	72064230	99	73002711	100	75007710	101	79040200	17
70456200	77	72400000	101	73002712	100	75007810	97	79040400	17
70456400	77	72402000	101	73002713	100	75007810	101	79040600	17
70460200	76	72402600	101	73002714	100	75011500	3	79042200	15
70460400	76	73000000	96	73002715	100	75011600	3	79042400	15
70462200	76	73000001	96	73002716	100	75017400	97	79042600	15
70462400	76	73000002	96	73002717	100	75017400	101	79044200	14
70474000	82	73000003	96	73002718	100	75017400	101	79044400	14
70480200	82	73000004	93	73002719	100	75017500	97	79045200	19
70480400	82	73000005	93	73002720	100	75018010	101	79045400	19
70485200	82	73000006	93	73002721	100	75018110	101	79046200	19
70485400	82	73000007	93	73002722	100	75018210	97	79046400	19

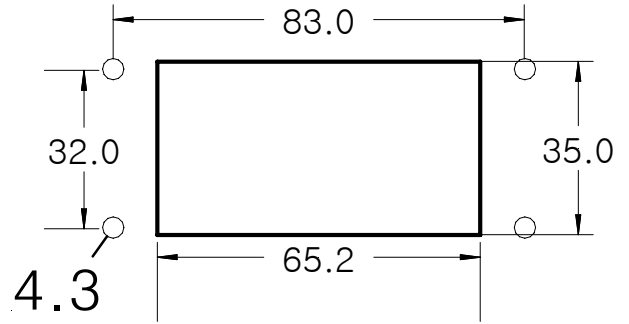
part번호	페이지	part번호	페이지	part번호	페이지	part번호	페이지
79046600	19	79104400	27	79161200	41	1121830C	65
79050400	16	79104800	27	79161400	41	1121840C	65
79050600	16	79105200	31	79164200	41	201010AA	103
79052400	16	79105400	31	79164400	41	201020AA	103
79052600	16	79107200	31	79165200	41	201040AB	104
79054200	14	79107400	31	79165400	41	201040AC	104
79054400	14	79110200	28	79450000	77	201040AD	104
79055200	18	79110400	28	79455200	77	201040AE	104
79055400	18	79111200	28	79455400	77	201040CA	104
79055700	18	79111400	28	79456200	77	201040CB	104
79057200	18	79114200	28	79456400	77	201040CC	104
79057400	18	79114400	28	79460200	76	201040CD	104
79057700	18	79115200	28	79460400	76	201050AB	103
79060200	15	79115400	28	79462200	76	201050AC	103
79060400	15	79135200	43	79462400	76	201050AD	103
79061200	15	79135400	43	79480200	82	201050AE	103
79061400	15	79136200	43	79480400	82	201050CA	103
79061600	15	79136400	43	79485200	82	201050CB	103
79064200	15	79140400	43	79485400	82	201050CC	103
79064400	15	79140600	43	79486200	82	201050CD	103
79064600	15	79142400	41	79486400	82	201060AA	103
79065200	15	79142600	41	79490200	81	201060K1	103
79065400	15	79144400	40	79490400	81	202010AA	108
79065600	15	79144600	40	79492200	81	202020AA	108
79085200	30	79144800	40	79492400	81	202030AA	108
79085400	30	79145200	45	79505800	86	202040AF	108
79086200	30	79145400	45	79506800	86	202050AF	108
79086400	30	79146200	45	79510400	86	202060AA	108
79090200	30	79146400	45	79520600	85	4010010B	105
79090400	30	79150400	42	1121000C	65	4010011B	105
79092200	28	79150600	42	1121010C	65	4010011E	105
79092400	28	79150800	42	1121020C	65	401001A1	105
79094200	27	79152400	42	1121060C	65	401001B1	105
79094400	27	79152600	42	1121070C	65	4015010A	105
79094600	27	79152800	42	1121300C	65	4015011A	105
79095200	32	79154400	40	1121310C	65	4015011F	105
79095400	32	79154400	59	1121320C	65	401501A0	105
79096000	32	79154600	40	1121330C	65	401501B0	105
79096200	32	79154600	59	1121340C	65	401621A0	105
79096400	32	79154800	40	1121500C	65	502012AC	110
79100200	29	79154800	59	1121510C	65		
79100400	29	79155400	44	1121520C	65		
79100800	29	79155600	44	1121560C	65		
79102200	29	79157400	44	1121570C	65		
79102400	29	79157600	44	1121800C	65		
79102800	29	79160200	41	1121810C	65		
79104200	27	79160400	41	1121820C	65		

H B series

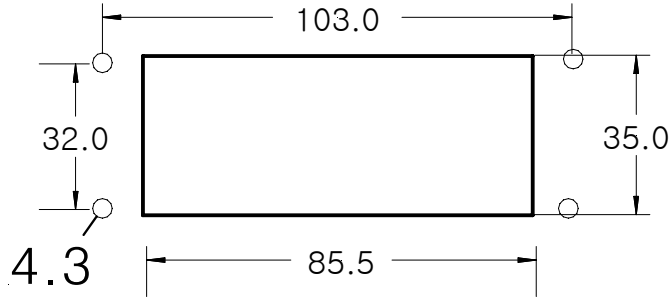
H B 6 panel cutout



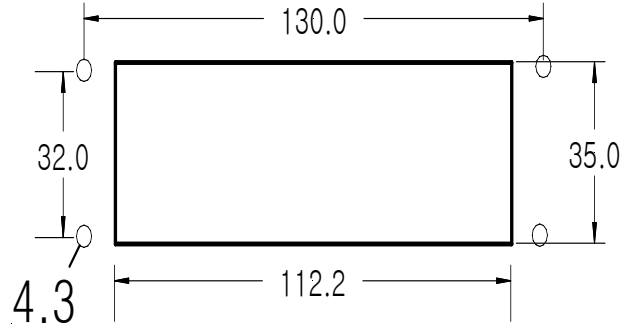
H B 10 panel cutout



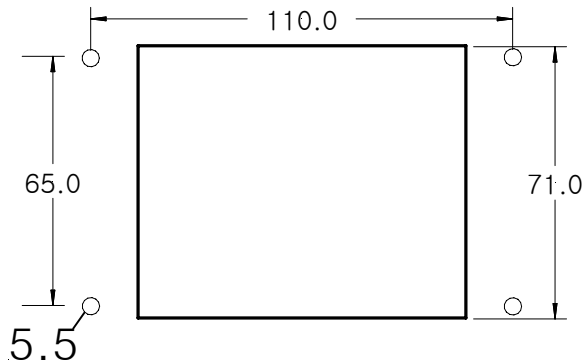
H B 16 panel cutout



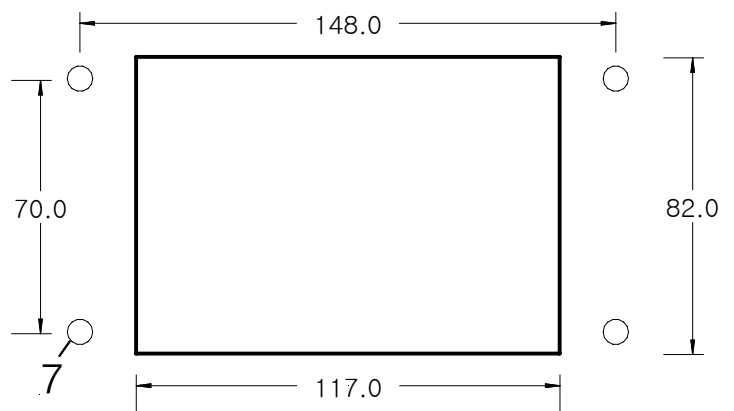
H B 24 panel cutout



H B 32 panel cutout

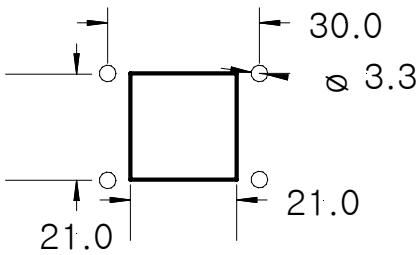


H B 48 panel cutout

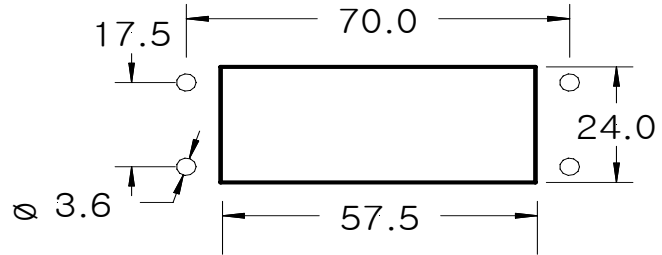


H A series

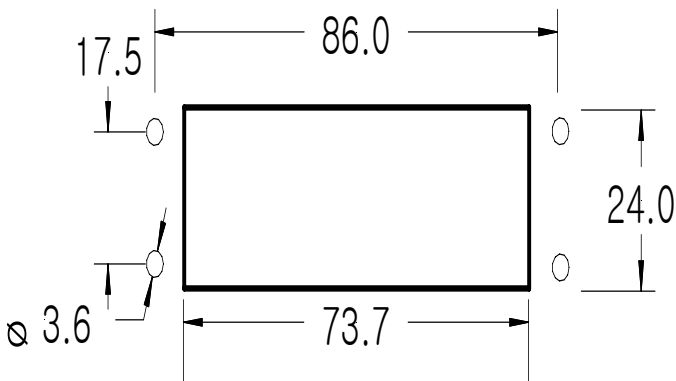
H A 3 panel cutout



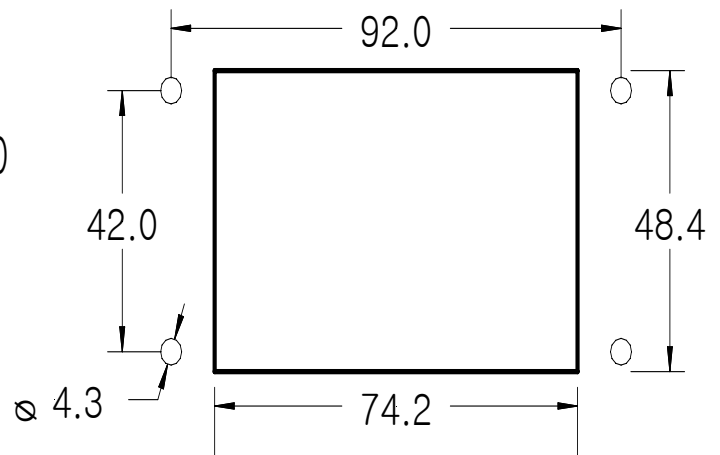
H A 10 panel cutout



H A 16 panel cutout



H A 32 panel cutout



H A 48 panel cutout

